

**FY19 School District Budget
EXECUTIVE SUMMARY**

Purpose: To hold a public hearing and receive tentative approval of the FY19 Southeast Technical Institute Budget.

Southeast Tech began its initial budget process in December 2017 with the establishment of budget guidelines and timelines for completion. Between December 2017 and May 2018, administration, professional, and classified staff developed program budgets at the cost center level for presentation to the Southeast Tech Council. The Southeast Tech Council includes one School Board member and community members representing key industry segments. The Southeast Tech Council met on May 8, 2018 to review the FY19 preliminary budget prepared by Southeast Tech and to formulate a recommendation for approval by the Sioux Falls School District Board of Education.

The FY19 budget being presented to the School Board is balanced at the operating level. Projected revenues are sufficient to cover planned expenditures throughout FY19. The FY19 budget does not plan to use the fund balance to cover operating costs. Year-to-year comparison of student admit data is continuing to trend positively with a significant increase in the number of admittances as of the end of April 2018, as compared to April 2017.

Post-Secondary Fund

	Budgeted FY18	Projected FY18	Change	Budgeted FY19	Change
Revenue	\$21.20M	\$21.79M	\$0.59M	\$23.62M	\$2.42M
Expense	\$21.20M	\$22.27M	(\$1.07M)	\$23.62M	\$2.42M
Fund Balance Change	\$-	(\$0.48M)	(\$0.48M)	\$-	\$-
Fund Balance	\$5.5M	\$4.8M	(\$0.7M)	\$4.8M	(\$0.7M)

Total credits for the current fiscal year (FY18) are expected to exceed budgeted credits by approximately five percent or 2,790 credits. Projected FY18 results serve as the foundation (baseline) for FY19 projections in credits. Overall, the projected credits for FY19 are increasing by seven percent over the number of credits adopted in the FY18 budget which is reflective of the FY18 baseline (projected) credits and program expansions in the LPN and RN programs which are projected to provide an additional 1,180 credits. The budget-to-budget difference in credits is 3,970, increasing from an FY18 adopted budget of 56,650 credits to a FY19 projected total of 60,620 credits.

The FY19 budget includes a \$2 / credit increase in the tuition rate, which was approved by the State Board of Technical Education in March of 2018. The FY19 budget also includes a proposed increase in local fees of \$3 / credit. The impact of the FY19 budget to Southeast Tech students is an overall increase of \$5 / credit, which represents a 2.1% increase over the FY18 per credit charges incurred by students.

Program specific fees implemented in FY18 in higher cost program areas are not being increased. The FY19 proposed budget will modify the methodology for program specific fees in the RN/LPN programs moving away from the per semester per student fee to a per credit fee on program specific courses. The change in methodology is anticipated to be revenue neutral.

The FY19 Post-Secondary Fund budget maintains the total FY18 staffing levels of 164 FTE. Categorical adjustments and reallocation of existing staff resources are reflected in the FY19 proposed budget.

- Increases of Administrators of 2.0 FTE (reclassified from Employment Contract positions) to establish a Vice President of Enrollment Management and a Nursing Programs Administrator as required by the South Dakota Board of Nursing.
- Decreases Clerical by 4.0 FTE (3.0 FTE were reclassified to Employment Contract positions in the Marketing and Business Office areas. 1.0 FTE was a planned reduction in Admissions).
- Decreases Specialist by 1.0 FTE (reclassified to an Employment Contract position in Human Resources).
- There were no changes in the total number of Instructor FTE's; however, retiring instructors in the Business and Landscape program areas are not being replaced. The adjunct budgets in these program areas are being increased to reflect the reductions in instructional staff. One additional instructor in both the LPN and RN programs is being provided for projected enrollment growth in the LPN program and the remote offering of the RN program in Huron.

Budget Highlights (FY18 Adopted Budget to FY19 Proposed Budget)

Revenue (Post-secondary Fund)

- \$656k increase in tuition revenue that is reflective of the increase in the total number of credits and the unit cost increase of \$2 / credit for tuition rates.
- \$492k increase in fee that is reflective of the increase in the total number of credits and the unit cost increase of \$3 / credit for local fees.
- \$809k increase in state revenue sources, due to in part to a 1% increase in the per student allocation. Additional state aid is also projected from the distribution formula as established by administrative rule. Increases in state revenues also includes a \$500k matching grant from the Governor's Office of Economic Development (GOED) for renovation/addition to the Ed Wood Building to house a Vet Tech program.
- Federal revenue remains relatively unchanged with small increases in the ABE (Adult Basic Education) program and federal work study.
- \$518k increase in local sources of revenues that reflect capital campaign donations of \$500k to provide the local match to the GOED grant for the Ed Wood renovations.

Expenditures (Post-secondary Fund)

- \$297k increases in personnel costs for full time salaries and early retirement benefits. The increase is reflective of a 2.01% increase to FY18 salary schedules. Targeted salary adjustments are also being provided for Instructors fulfilling lane change requirements, and staff assuming additional duties and responsibilities associated with the various categorical reclassifications.

- \$61k increase in Adjunct/Instructor hourly to provide additional resources for online support and various HLC requirements.
- \$250k increase in Professional Services to provide for architecture/engineering fees for the Ed Wood renovation and the web page redesign per the Stamats consulting report/recommendation.
- \$109k increase in Repair/Maintenance categories to provide for new maintenance/service contracts on various simulator equipment.
- \$212k increase in Supplies spread across all cost centers, but focused in the Classroom Supplies categories.
- \$159k increase in Non-capitalized equipment categories, primarily in the academic program areas.
- \$130k increase in miscellaneous categories to provide operating subsidies for the Food Service and Childcare enterprise funds.
- \$875k overall increase in Capital Improvements as detailed in the proposed FY19 – FY23 Capital Improvements Plan. The majority of the infrastructure increase is directed towards the Ed Wood Building renovation for the proposed Vet Tech program.
- \$125k increase in Capital Equipment as identified in the FY19 – FY23 capital equipment plan. The majority of the equipment purchases in FY19 are in the academic program areas. Funding for the proposed academic equipment purchases is provided for through the Perkins grant.

Fund Balance (Post-secondary Fund)

The 5-year projection forecasts a stable fund balance in the \$3.3 to \$4.8 million range through FY23. The 5-year projection forecasts inflationary growth in operating expenditures and forecasts capital expenditures in line with the 5-Year Capital Equipment and Capital Improvement plans.

5-year revenue forecasts are conservative in their approach as they do not fully reflect the recent upswing in enrollments. Projections for Fall 2018 enrollments represent the third consecutive semester of increases over prior years. Additionally, revenue forecasts do not include projections for new program additions.

The projected fund balance percentage falls below 15% in FY22; however, the fund balance is projected to increase to 16% the following fiscal year.

Enterprise Funds

Bookstore Fund

	FY18	FY19	Change
Revenue	\$2.55M	\$2.62M	\$0.07M
Expense	\$2.55M	\$2.61M	\$0.06M
	<u>\$0.00M</u>	<u>\$0.01M</u>	<u>\$0.01M</u>

Food Service Fund

	FY18	FY19	Change
Revenue	\$342K	\$345K	\$3K
Expense	\$378K	\$342K	(\$36K)
	<u>(\$36K)</u>	<u>\$3K</u>	<u>\$39K</u>

Childcare Fund

	FY18	FY19	Change
Revenue	\$276K	\$309K	\$33K
Expense	\$280K	\$320K	\$40k
	<u>(\$4K)</u>	<u>(\$11K)</u>	<u>(\$7K)</u>

Budget Highlights (Enterprise Funds):

- Operating subsidies from the Post-Secondary fund are included for the Food Service and Childcare Fund. The FY19 operating expenditures are expected to exceed operating expenditures.
- Adjustments to operating expenses in the Food Service fund have been implemented to reduce the differential between operating revenues and expenditures. Full time staff in the Food Service fund was reduced from 2.0 FTE to 1.0 FTE.
- A customer survey has been recently completed for the Food Service fund. The results from this survey instrument will be reviewed over the summer and recommendations to increase utilization of the facility will be implemented on an continuous basis.
- Personnel costs represent the largest single expenditure in the Childcare Fund. Ratios of staff to children under care by specific age group are mandated by the State.

Summary:

Southeast Tech's FY19 proposed budget maintains operations at current service levels for the majority of programs. The proposed budget supports program revisions in the following areas, with emphasis and priority given to enrollment and community outreach activities.

1. Admissions/Recruitment – Established a Vice President for Enrollment Management that will oversee and direct all activities related to student recruitment and enrollment. Program areas will include Admissions, Financial Aid, Marketing, and Career Coordination.
2. Student Success/Retention – Included as a part of the Enrollment Management concept. This program will oversee all functions relating to student retention. Program areas include: Tutoring, Co-curricular Activities, Student Groups, Student Government & Activities, and Student Success.

3. Institutional Effectiveness & Student Affairs – Redirected resources from Student Success will establish an Executive Director of Institutional Effectiveness that oversees all matters related to accreditation and the Higher Learning Commission. This position will also oversee program areas related to student well-being, which includes: Housing, Disability Services, and Counseling.
4. Community Outreach – Redirected resources from Academic Administration and Marketing to the President’s oversight to continue to promote and support community engagement activities.

Administrative Recommendation to School Board:

Acknowledge the public hearing and tentatively approve the FY19 Southeast Technical Institute budget to allow Human Resources to offer employment verifications, with the understanding that the budget will be brought forward for adoption and certification of levies at the annual meeting held July 9, 2018.

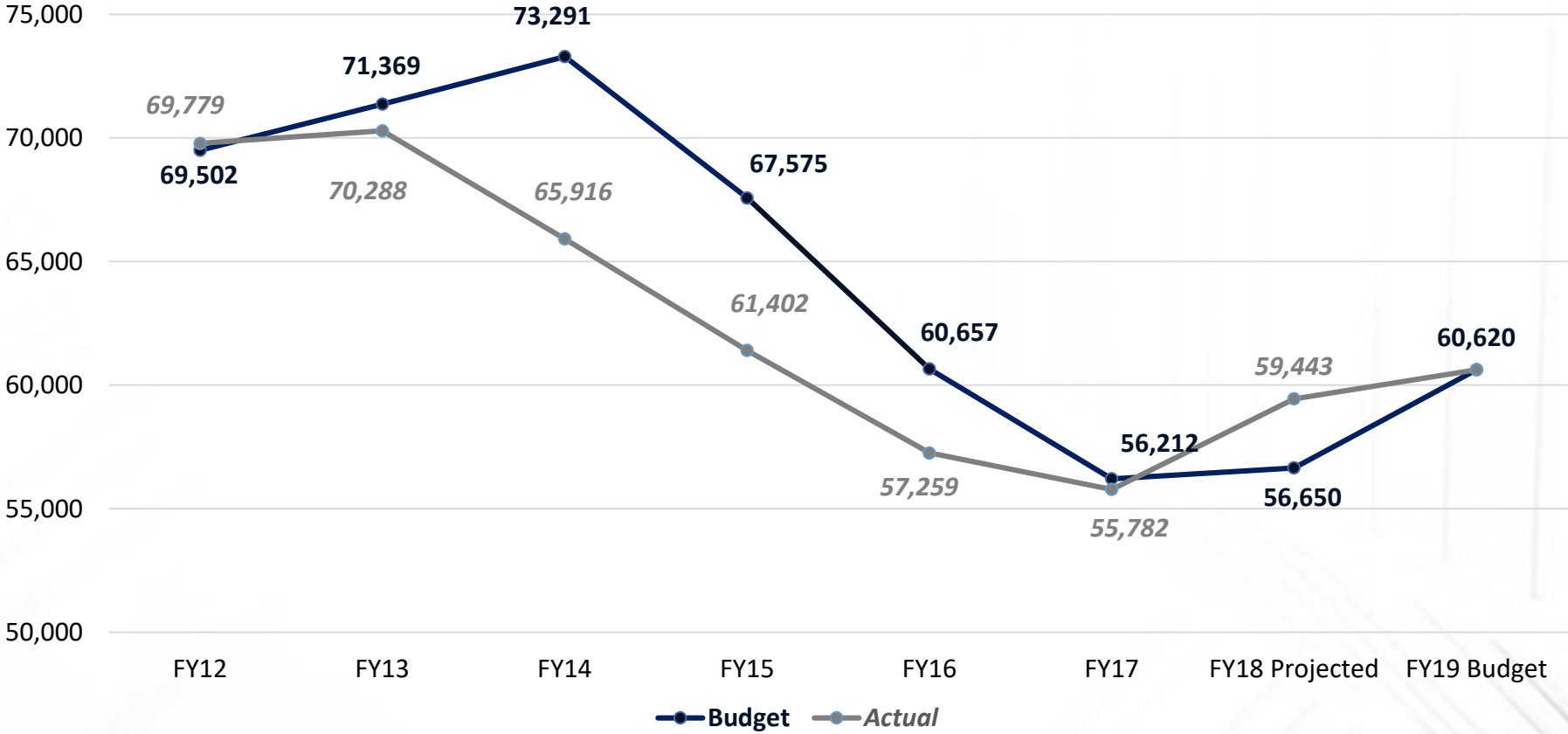


FY19 Budget Summary

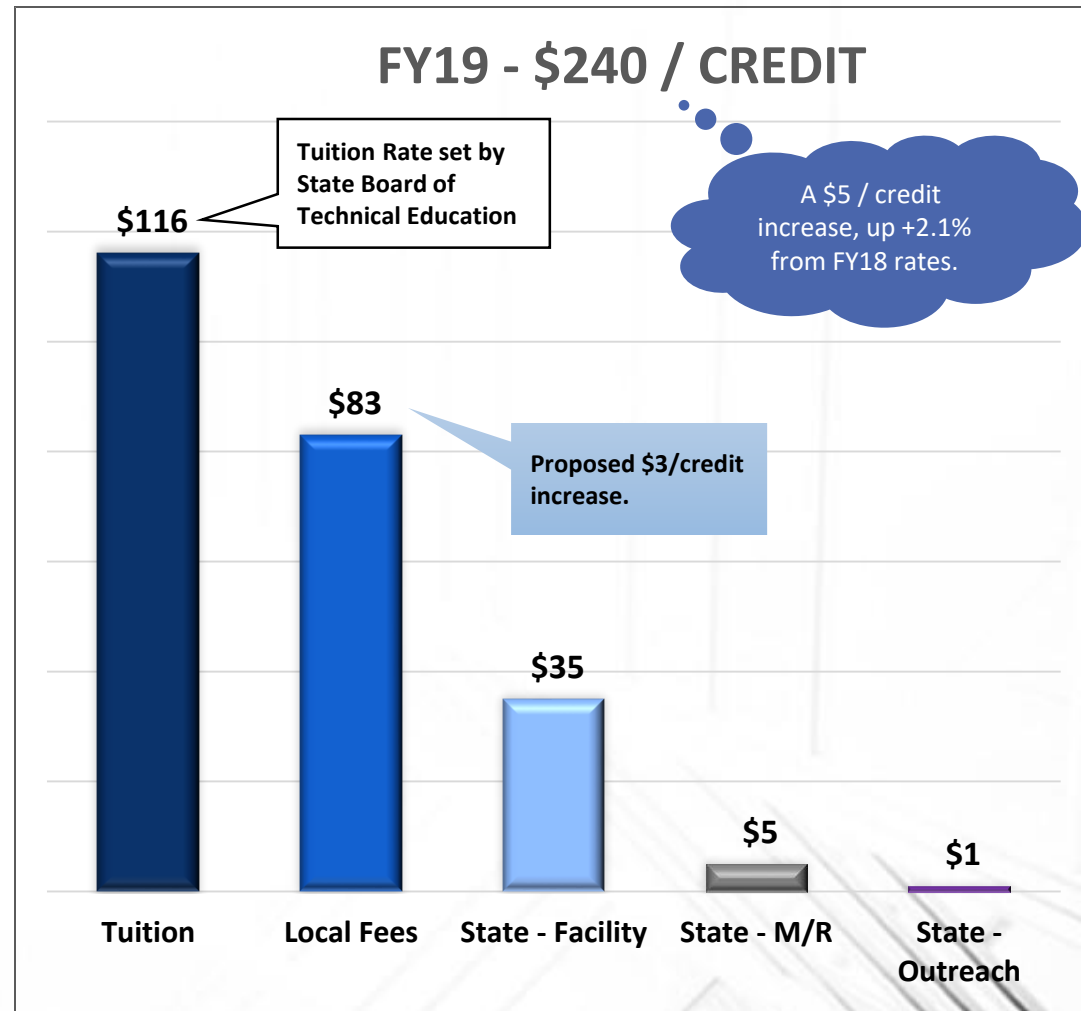
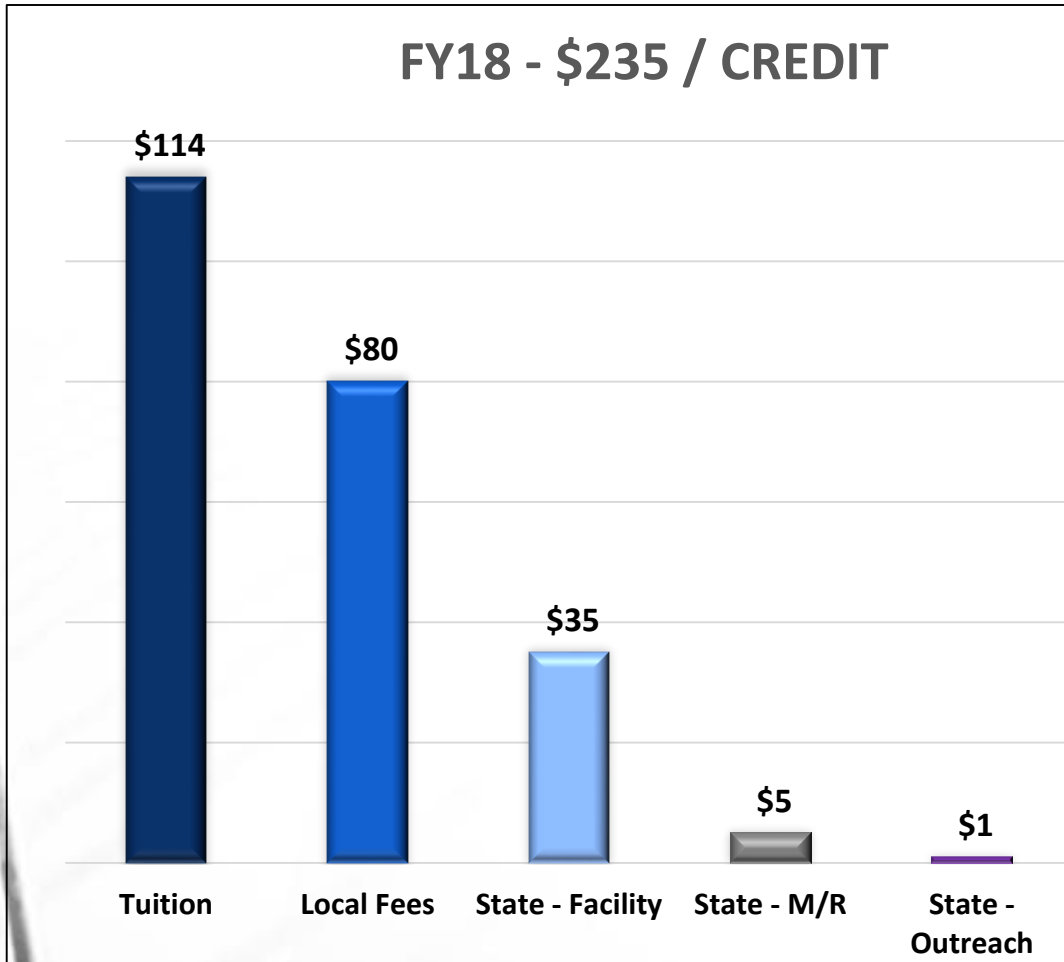
Southeast Tech Council

05.08.18

Enrollments – by credits



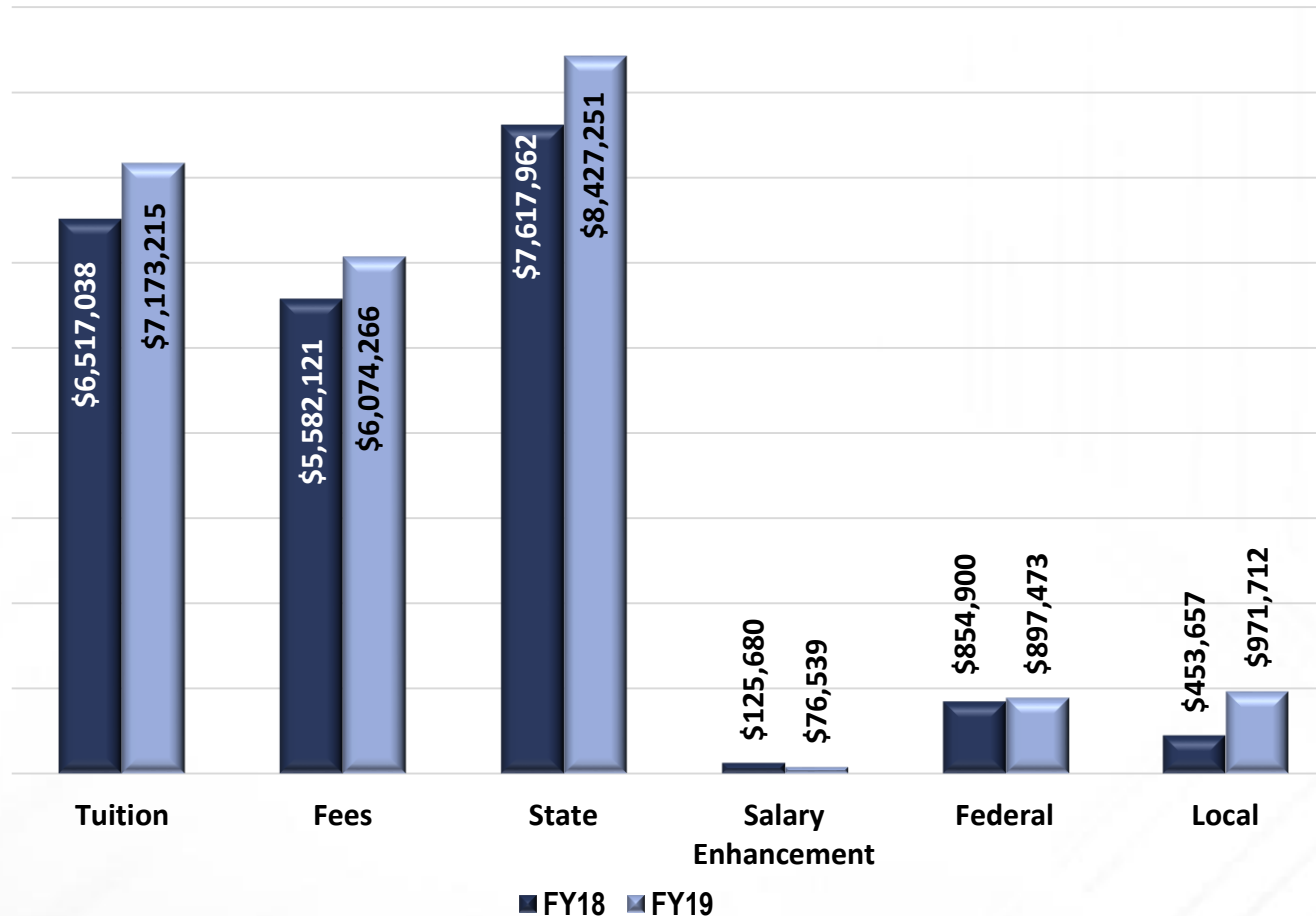
Student Charges – per credit



PSVF Revenue – by Category

FY18 Total - \$21,151,358

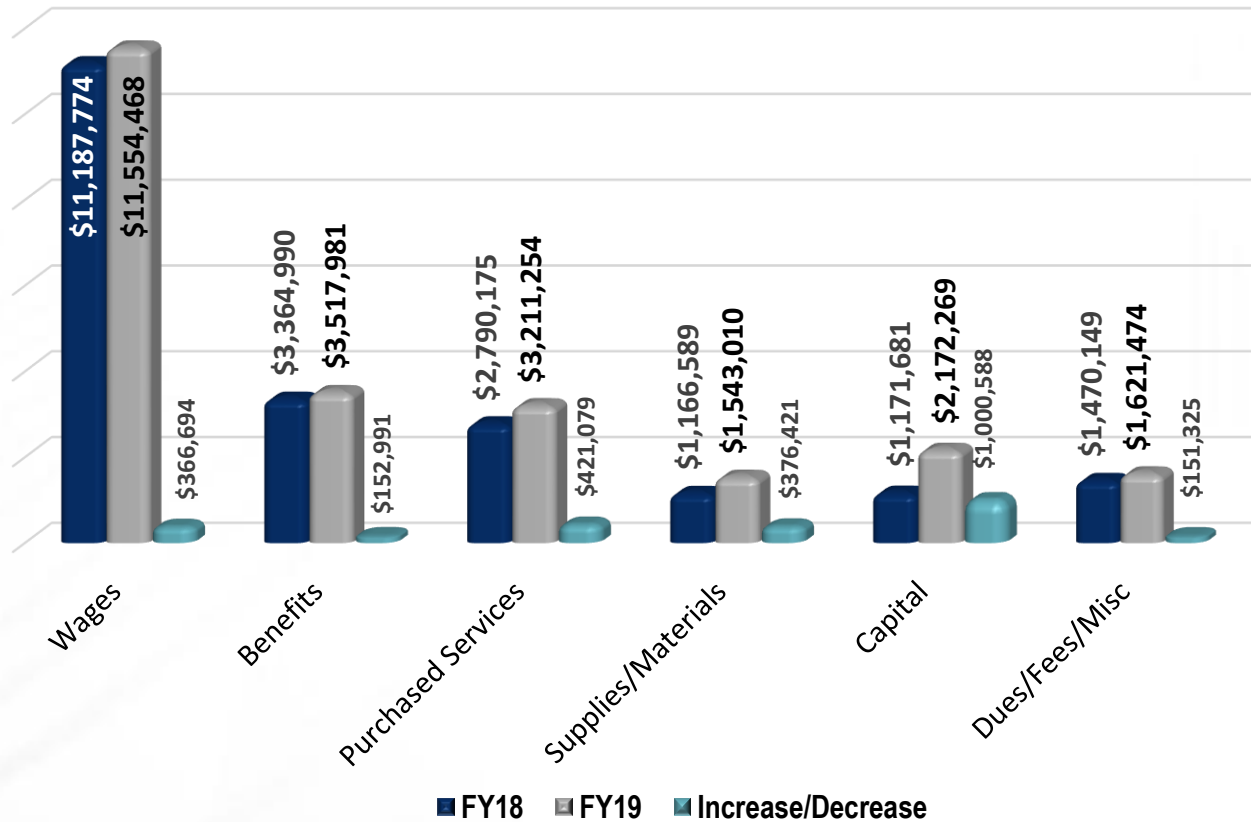
FY19 Total - \$23,620,456



- **Tuition Increases:**
 - 7.0% increase in credits
 - \$2 / credit increase
 - Corporate Education
- **Fee Increases:**
 - 7.0% increase in credits
 - \$3 / credit increase
- **State Revenues:**
 - 1.0% increase in PSA
 - Distribution Formula
 - \$500k GOED Funding
- **Salary Enhancements – HB1182**
 - BOR Gen. Ed.
- **Federal Revenues:**
 - ABE
 - Work Study
- **Local Revenues:**
 - \$500k Donations

Expenditures - by Category

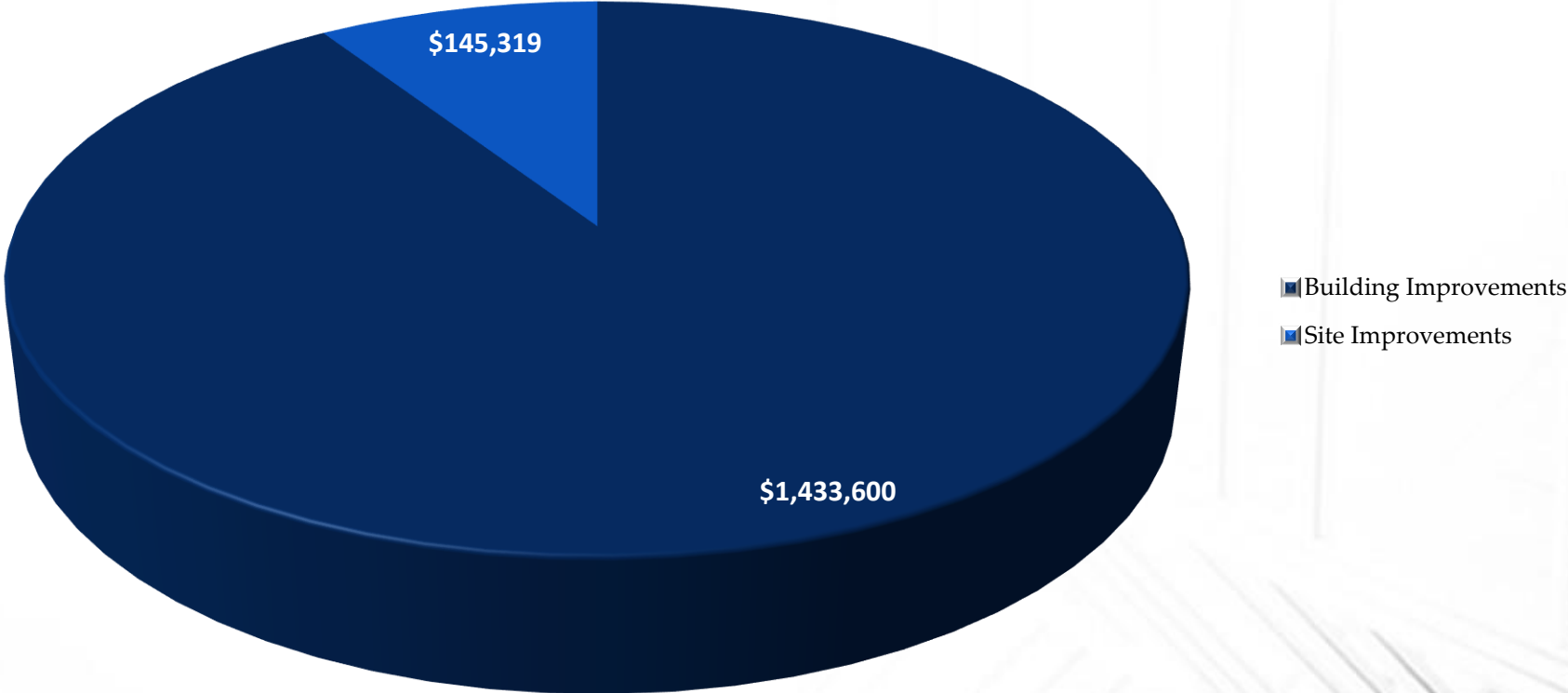
FY18 Total – \$21,151,358
 FY19 Total – \$23,620,456



- **Wage Increases:**
 - 2.01% COLA increase
 - Adjunct increase
- **Benefit Increases:**
 - Health/Dental premiums
 - Health enrollment
- **Purchased Services:**
 - A/E Fees – Ed Wood
 - Equipment M/R contracts
 - Web Page Redesign
- **Supplies/Materials:**
 - Classroom Supplies
 - Non-capitalized Equipment
- **Capital:**
 - Capital Equipment
 - Capital Improvements
- **Dues/Fees/Miscellaneous:**
 - Operating subsidies

Capital Improvements – FY19

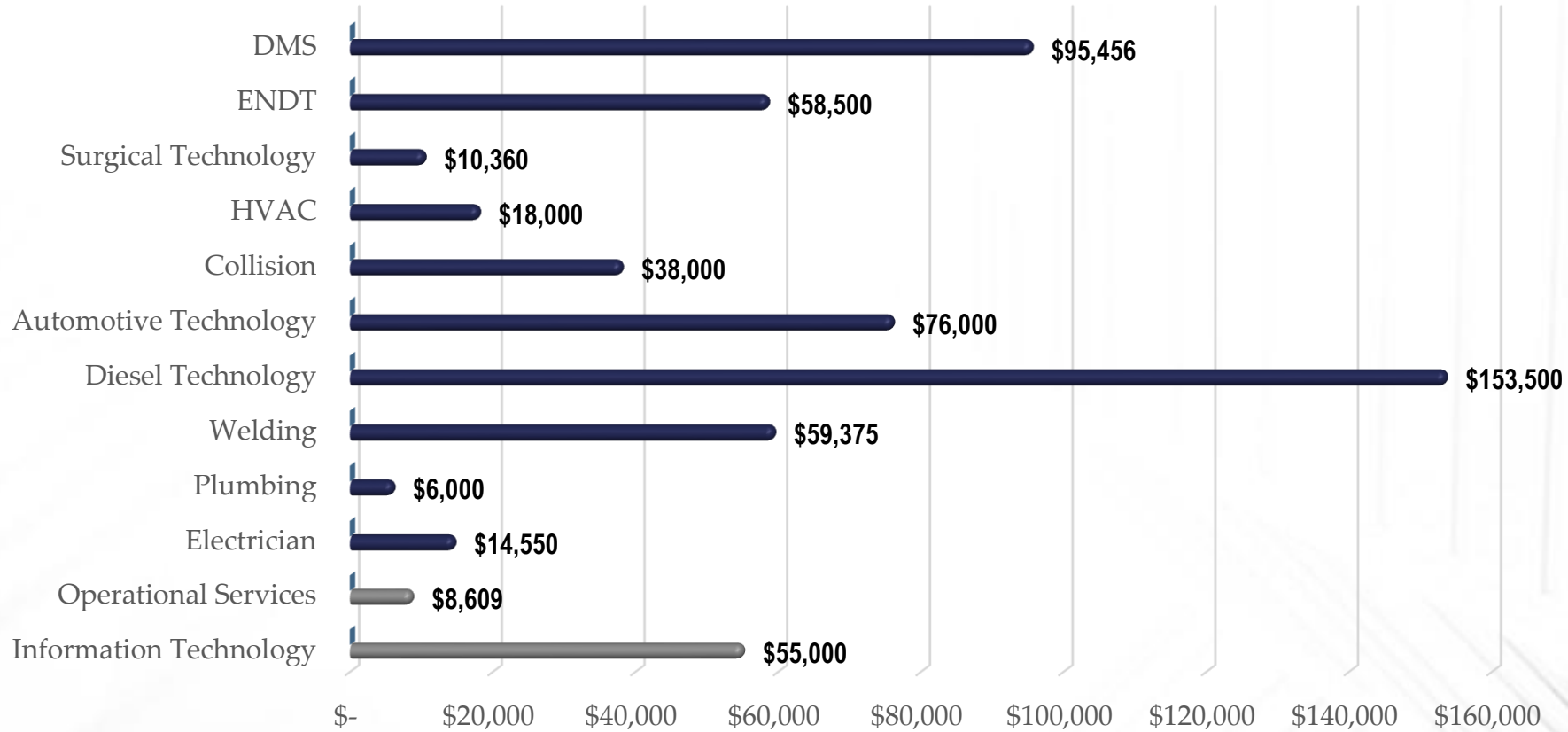
\$1,578,919



Capital Equipment – FY19

\$529,741 – Federal Funds
\$63,609 – Post Secondary Funds

Over 89% of equipment purchases will be funded with Federal Funds.

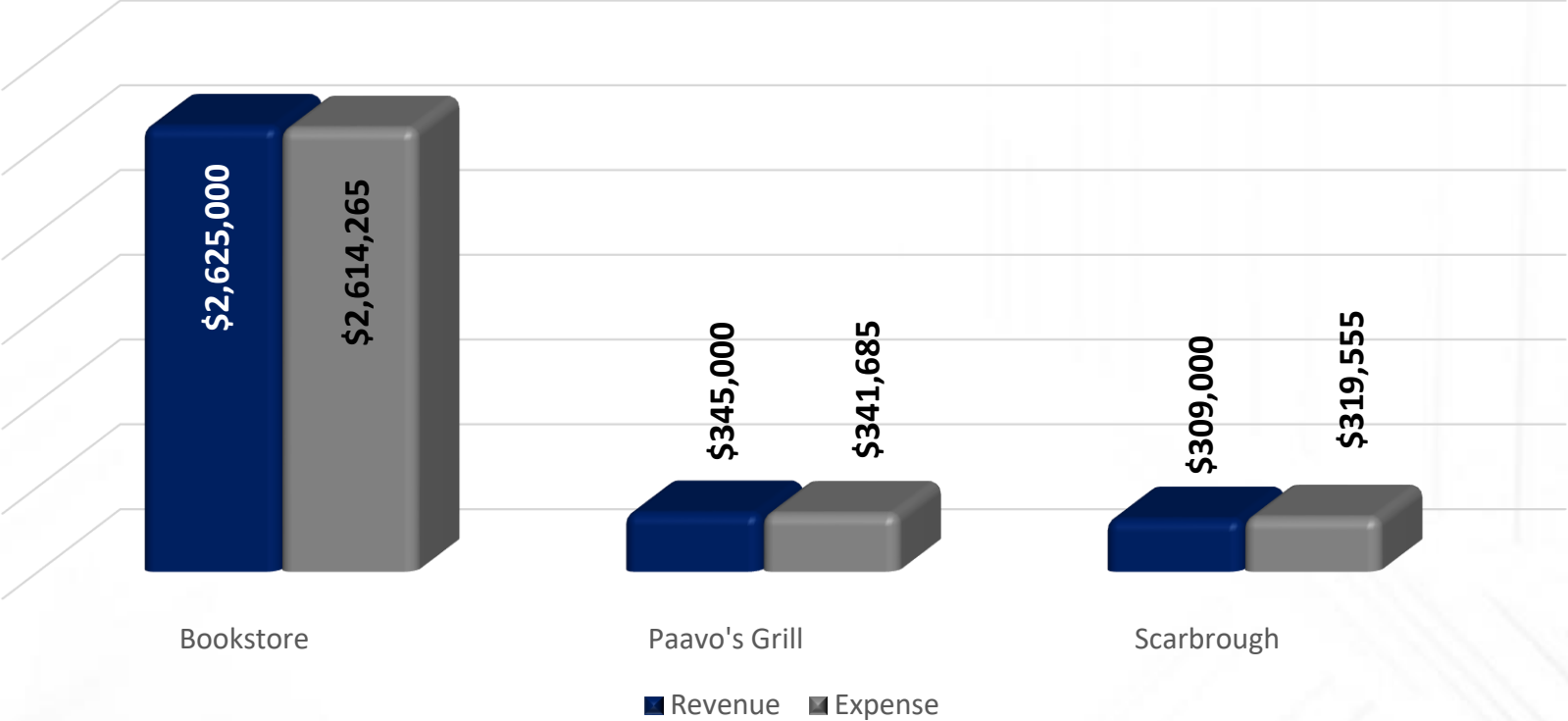


PSVF (FY18 – FY23)

Category	FY18 Projected	FY19 Budget	FY20 Projected	FY21 Projected	FY22 Projected	FY23 Projected
Revenue:						
Operating Revenue	\$21,786,313	\$23,620,456	\$23,829,327	\$24,652,928	\$25,501,577	\$26,375,852
Non-Operating	0	0	0	0	0	0
Total Revenue	\$21,786,313	\$23,620,456	\$23,829,327	\$24,652,928	\$25,501,577	\$26,375,852
Expenses:						
Operating	20,882,383	21,448,187	21,977,801	22,460,529	22,957,931	23,470,606
Capital	1,386,790	2,172,269	2,506,480	2,535,692	3,003,001	2,007,924
Total Expenses	\$22,269,173	\$23,620,456	\$24,484,281	\$24,996,221	\$25,960,932	\$25,478,530
FB Increase/(Decrease)	\$(482,860)	\$0	\$(654,954)	\$(343,293)	\$(459,355)	\$897,322
Fund Balance – Total	\$4,787,712	\$4,787,712	\$4,132,758	\$3,789,465	\$3,330,110	\$4,227,432
FB as % of PY Expenses:	19%	22%	18%	15%	13%	16%
Reserved Fund Balance:						
Capital	\$286,109	\$286,109	\$286,109	\$586,109	\$786,109	\$1,086,109
Contingency	\$1,500,000	\$1,500,000	\$1,500,000	\$1,500,000	\$1,500,000	\$1,500,000
BOR	\$0	\$0	\$0	\$0	\$0	-
Operating	\$3,001,603	\$3,001,603	\$2,346,649	\$1,703,356	\$1,044,001	\$1,641,323
Operating FB as % of PY Exp.	12.0%	13.5%	9.9%	7.0%	4.2%	6.3%

Southeast Tech – Enterprise Funds

FY19 Proposed Budgets



POST SECONDARY - VOCATIONAL FUND

	FY18	FY19	INCREASE /	% INCREASE /
	ADOPTED BUDGET	PROPOSED BUDGET	(DECREASE)	(DECREASE)
REVENUE:				
Tuition & Fees	12,099,159	13,247,481	1,148,322	9.5%
Other Local Rev	453,657	971,712	518,055	114.2%
State	7,617,962	8,427,251	809,289	10.6%
Federal	854,900	897,473	42,573	5.0%
State HB1182	125,680	76,539	(49,141)	-39.1%
TOTAL	\$ 21,151,358	\$ 23,620,456	\$ 2,469,098	11.7%
EXPENDITURES:				
Regular Salaries	9,654,103	9,942,043	287,940	3.0%
Instructor - Hourly/Adjunct	1,213,439	1,274,659	61,220	5.0%
Hourly Pay	257,358	246,334	(11,024)	-4.3%
Early Retirement	62,874	91,432	28,558	45.4%
Retirement Benefits	1,497,875	1,488,932	(8,943)	-0.6%
Insurance Benefits	1,867,115	2,029,049	161,934	8.7%
Professional Svcs	1,011,929	1,262,115	250,186	24.7%
Property Svcs & Insurance	262,887	309,497	46,610	17.7%
Transportation Svcs	91,210	116,738	25,528	28.0%
Communication Svcs	100,413	104,637	4,224	4.2%
Advertising	302,000	312,000	10,000	3.3%
Printing	135,806	90,016	(45,790)	-33.7%
Utilities	537,000	564,344	27,344	5.1%
Repair & Maintenance	428,930	538,907	109,977	25.6%
Supplies & Materials	1,151,139	1,535,935	384,796	33.4%
Library Books	13,075	5,550	(7,525)	-57.6%
Subscriptions	2,375	1,525	(850)	-35.8%
Dues & Fees	1,185,464	1,223,474	38,010	3.2%
Miscellaneous	31,000	161,000	130,000	419.4%
Uncollectible Tuition/Fees	173,685	150,000	(23,685)	-13.6%
Operating Efficiency Task	-	-	-	0.0%
Subtotal - Operating	\$ 19,979,677	\$ 21,448,187	\$ 1,468,510	7.4%
Building Improvements - Base	617,283	163,600	(453,683)	-73.5%
Building Improvements - New	-	1,270,000	1,270,000	100.0%
Land Improvements	86,815	145,319	58,504	67.4%
Equipment	328,350	538,350	210,000	64.0%
Technology	139,233	55,000	(84,233)	-60.5%
Subtotal - Capital	\$ 1,171,681	\$ 2,172,269	\$ 1,000,588	85.4%
TOTAL	\$ 21,151,358	\$ 23,620,456	\$ 2,469,098	11.7%
BEGINNING FUND BALANCE - BUDGET	5,671,114	5,270,573	(400,541)	-7.1%
PRIOR YEAR BUDGET/ACTUAL VARIANCE	(400,541)	(482,860)	(82,319)	20.6%
REVENUE OVER (UNDER) EXPENSE	-	-	-	0.0%
INVESTMENT IN NEW BUILDING	-	-	-	0.0%
ENDING FUND BALANCE	<u>5,270,573</u>	<u>4,787,713</u>	<u>(482,860)</u>	<u>-9.2%</u>
FTE - Employee	164.00	164.00	-	0.0%
Credits (000's)	55.11	58.39	3.28	6.0%
Credits (000's)- Dual Credit	1.54	2.23	0.69	44.8%
Tuition / Credit				
Base	\$ 114.00	\$ 116.00	\$ 2.00	1.8%
Local Fees	80.00	83.00	3.00	3.8%
Maintenance & Repair	5.00	5.00	-	0.0%
Program Outreach	1.00	1.00	-	0.0%
Subtotal	\$ 200.00	\$ 205.00	\$ 5.00	2.5%
State Facility Fee	35.00	35.00	-	0.0%
TOTAL	\$ 235.00	\$ 240.00	\$ 5.00	2.1%
On-Line Fee / Credit	\$ 50.00	\$ 50.00	\$ -	0.0%

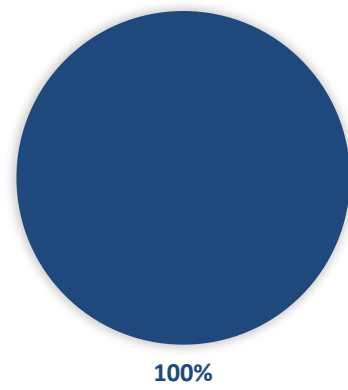
Post Secondary Fund

	2015	2016	2017	2018	2019	Difference	
	Actual	Actual	Actual	Budget	Budget	\$	%
Sources							
Tuition	6,385,806	6,241,240	6,080,284	6,457,038	7,001,215	544,177	8.4%
Tuition - Corporate Education	-	-	120,394	60,000	172,000	112,000	186.7%
Fees	4,683,662	5,111,316	5,281,660	5,582,121	6,074,266	492,145	8.8%
Discipline Fee	-	-	-	-	-	-	0.0%
Sale of Goods/Services	169,858	221,892	161,486	197,300	74,500	(122,800)	-62.2%
State Sources	9,912,398	25,507,059	9,386,403	7,743,642	8,503,790	760,148	9.8%
Federal Sources	3,269,538	2,345,011	1,888,102	854,900	897,473	42,573	5.0%
Pension Revenue (GASB 68)	-	-	-	-	-	-	0.0%
Other Sources	376,352	291,196	475,678	256,357	897,212	640,855	250.0%
Total Direct Sources	\$ 24,797,614	\$ 39,717,715	\$ 23,394,007	\$ 21,151,358	\$ 23,620,456	\$ 2,469,098	11.7%
(Inc.)/Dec. to Fund Balance/Retained Earnings	83,740	1,323,330	1,689,314	-	-	-	0.0%
Total Sources	\$ 24,881,354	\$ 41,041,045	\$ 25,083,321	\$ 21,151,358	\$ 23,620,456	\$ 2,469,098	11.7%
Expenditures							
Fulltime	\$ 9,698,736	\$ 9,936,769	\$ 9,932,737	\$ 9,603,950	\$ 9,876,130	\$ 272,180	2.8%
Overtime	34,820	56,231	25,127	17,000	17,500	500	2.9%
Hourly	7,257	4,215	4,894	1,000	1,000	-	0.0%
Extra Pay - Point System	57,436	65,018	61,420	69,153	65,413	(3,740)	-5.4%
Early Retirement	49,535	31,898	73,461	62,874	91,432	28,558	45.4%
Fulltime Wages	9,847,784	10,094,130	10,097,638	9,753,977	10,051,475	297,498	3.1%
Instructor Hourly	172,197	74,373	75,517	138,050	57,450	(80,600)	-58.4%
Lump Sum	912,298	1,136,280	840,792	1,075,389	1,217,209	141,820	13.2%
Substitute	23,105	23,052	4,590	16,000	10,000	(6,000)	-37.5%
Other Temporary	235,999	259,612	232,476	204,358	218,334	13,976	6.8%
Parttime Wages	1,343,599	1,493,318	1,153,375	1,433,797	1,502,993	69,196	4.8%
Total Wages	11,191,383	11,587,448	11,251,013	11,187,774	11,554,468	366,694	3.3%
SDRS	623,000	633,030	628,660	652,054	673,002	20,948	3.2%
Pension Contribution (GASB 68)	-	-	-	-	-	-	0.0%
Social Security	801,708	827,087	802,758	845,821	815,930	(29,891)	-3.5%
Long-Term Disability	6,109	4,850	4,488	4,862	5,125	263	5.4%
Worker's Compensation	109,145	98,561	126,562	95,810	124,277	28,467	29.7%
Hospital/Medical Insurance	1,415,188	1,453,327	1,602,895	1,658,002	1,795,576	137,574	8.3%
Dental Insurance	100,416	102,594	105,074	106,207	101,839	(4,368)	-4.1%
Life Insurance	1,896	1,730	1,648	2,234	2,232	(2)	-0.1%
Total Benefits	3,057,460	3,121,179	3,272,085	3,364,990	3,517,981	152,991	4.5%
Total Personnel	14,248,843	14,708,626	14,523,098	14,552,764	15,072,449	519,685	3.6%
Professional Services	2,301,579	1,662,570	1,430,736	1,011,929	1,262,115	250,186	24.7%
Property Services	159,678	185,976	201,973	182,887	222,497	39,610	21.7%
Transportation/Travel	197,674	207,020	127,386	91,210	116,738	25,528	28.0%
Communication	102,758	102,764	113,283	100,413	104,637	4,224	4.2%
Advertising	241,829	307,348	277,710	302,000	312,000	10,000	3.3%
Printing/Publishing	136,393	131,557	135,606	135,806	90,016	(45,790)	-33.7%
Utilities	418,016	421,427	522,294	537,000	564,344	27,344	5.1%
Repair & Maintenance	352,631	518,768	383,539	428,930	538,907	109,977	25.6%
Total Purchased Services	3,910,558	3,537,430	3,192,526	2,790,175	3,211,254	421,079	15.1%
Supplies	1,000,682	1,112,620	932,041	939,414	1,151,483	212,069	22.6%
Textbooks/Reference	2,318	3,480	3,664	13,075	5,550	(7,525)	-57.6%
Periodicals/Subscriptions	493	1,718	764	2,375	1,525	(850)	-35.8%
Food	106,325	107,608	69,249	74,525	88,375	13,850	18.6%
Non-capitalized equipment	425,798	160,667	303,512	137,200	296,077	158,877	115.8%
Total Supplies	1,535,615	1,386,094	1,309,229	1,166,589	1,543,010	376,421	32.3%
Building Improvements - Base	593,480	17,865,597	3,110,604	617,283	1,433,600	816,317	132.2%
Building Improvements - New	-	-	-	-	-	-	0.0%
Land Improvements	78,396	5,659	229,463	86,815	145,319	58,504	67.4%
Capital Equipment	3,028,257	1,810,459	1,147,533	467,583	593,350	125,767	26.9%
Total Capital	3,700,133	19,681,715	4,487,600	1,171,681	2,172,269	1,000,588	85.4%
Dues & Fees	1,207,035	1,209,063	1,303,207	1,185,464	1,223,474	38,010	3.2%
Insurance	105,377	85,768	79,116	80,000	87,000	7,000	8.8%
Miscellaneous	42,652	196,435	43,205	31,000	161,000	130,000	419.4%
Uncollectible Tuition/Fees	131,141	235,915	145,340	173,685	150,000	(23,685)	-13.6%
Total Other	1,486,205	1,727,180	1,570,868	1,470,149	1,621,474	151,325	10.3%
Total Direct Program Expenditures	\$ 24,881,354	\$ 41,041,045	\$ 25,083,321	\$ 21,151,358	\$ 23,620,456	\$ 2,469,098	11.7%
Adjustments to Program Expenditures							
Capital Equipment >\$5,000	-	-	-	-	-	-	0.0%
Capital Improvements >\$20,000	-	-	-	-	-	-	0.0%
Depreciation	-	-	-	-	-	-	0.0%
Program Preparation Allocations:							
Business Core	-	-	-	-	-	-	0.0%
General Education	-	-	-	-	-	-	0.0%
Health Core	-	-	-	-	-	-	0.0%
Overhead Allocations:							
Academic Administration	-	-	-	-	-	-	0.0%
Admissions/Recruitment	-	-	-	-	-	-	0.0%
Facilities/Operations	-	-	-	-	-	-	0.0%
Finance	-	-	-	-	-	-	0.0%
Information Technology/Help Desk	-	-	-	-	-	-	0.0%
Administration	-	-	-	-	-	-	0.0%
Student Success/Support	-	-	-	-	-	-	0.0%
Total Adjustments	-	-	-	-	-	-	0.0%
Total Program Cost (as adjusted)	\$ 24,881,354	\$ 41,041,045	\$ 25,083,321	\$ 21,151,358	\$ 23,620,456	\$ 2,469,098	11.7%

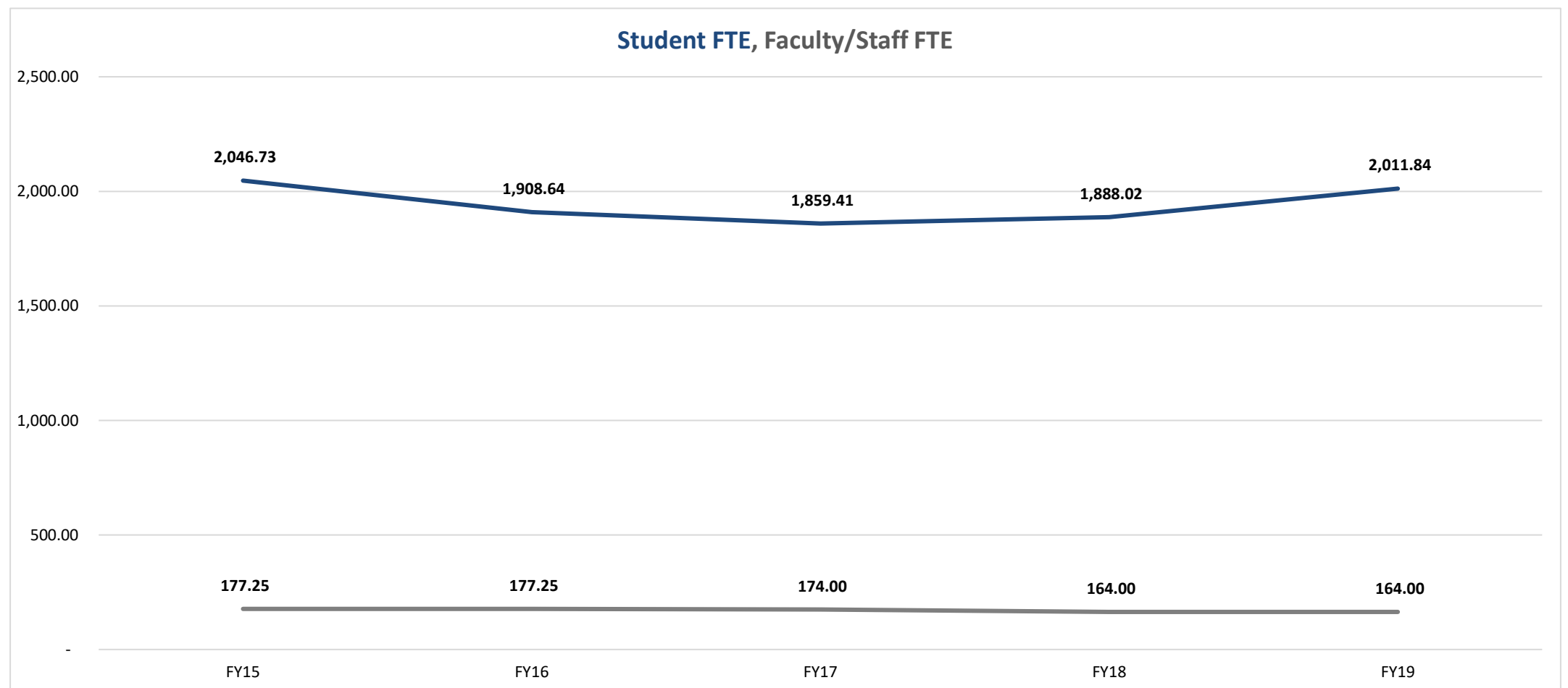
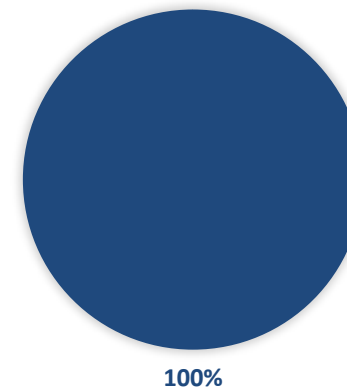
Post Secondary Fund	2015	2016	2017	2018	2019	Difference	
	Actual	Actual	Actual	Budget	Budget	#	%
FTE Summary							
Administrator	8.00	8.00	8.00	7.00	9.00	2.00	28.6%
Clerical, Executive Assistant	15.25	15.25	13.00	14.00	10.00	(4.00)	-28.6%
Custodian	15.00	15.00	17.00	17.00	17.00	-	0.0%
Custodial Manager	2.00	2.00	2.00	2.00	2.00	-	0.0%
Specialist	19.00	18.00	19.00	15.00	14.00	(1.00)	-6.7%
Instructor	84.00	85.00	81.00	78.00	78.00	-	0.0%
Employment Contract	34.00	34.00	34.00	31.00	34.00	3.00	9.7%
Total FTE	177.25	177.25	174.00	164.00	164.00	-	0.0%

	2015	2016	2017	2018	2019
	Actual	Actual	Actual	Budget	Budget
Direct Program Revenues / (Direct Program Expenditure - Capital + Depreciation)	117.07%	185.95%	113.59%	105.86%	110.13%
Direct Program Revenues / Total Program Cost	99.66%	96.78%	93.27%	100.00%	100.00%

% OF DIRECT PROGRAM EXPENSES COVERED BY PROGRAM REVENUES - FY19



% OF PROGRAM COSTS (INCLUDING OVERHEAD) COVERED BY PROGRAM REVENUES - FY19



SOUTHEAST TECHNICAL INSTITUTE
Post-Secondary Budget Projections
(FY19 - FY23)

	FY17 Actual	FY18 Projected	PROPOSED BUDGET FY19	PROJECTED FY20	PROJECTED FY21	PROJECTED FY22	PROJECTED FY23
REVENUES:							
TUITION	6,200,678	6,724,051	7,173,215	7,623,616	8,089,167	8,570,316	9,067,440
STUDENT FEES	5,322,425	5,648,750	6,074,266	6,032,645	6,153,377	6,276,540	6,402,133
INTEREST	22,329	27,750	43,000	43,000	43,000	43,000	43,000
LOCAL SOURCES	499,639	630,075	928,712	432,999	437,329	441,702	446,119
STATE AID (Includes HB1182)	6,886,776	6,810,422	7,163,173	7,958,977	8,191,966	8,431,929	8,679,069
OTHER STATE	924,562	1,025,000	1,340,617	840,617	840,617	840,617	840,617
OTHER STATE - BOND FUNDS	1,575,065	-	-	-	-	-	-
FEDERAL	859,381	912,900	897,473	897,473	897,473	897,473	897,473
OTHER FEDERAL - TAACCCT III	1,028,721	-	-	-	-	-	-
TRANSFERS-IN/OTHER 5000'S	74,431	7,365	-	-	-	-	-
TOTAL REVENUE	23,394,007	21,786,313	23,620,456	23,829,327	24,652,928	25,501,577	26,375,852
EXPENDITURES:							
PERSONAL SERVICES	11,251,013	11,042,232	11,554,468	11,751,631	11,952,736	12,157,864	12,367,095
BENEFITS	3,272,085	3,227,081	3,517,981	3,723,873	3,876,378	4,036,926	4,205,982
PURCHASED SERVICES	3,192,526	3,263,115	3,211,254	3,275,479	3,340,988	3,407,808	3,475,964
SUPPLIES/MATERIALS	1,309,229	1,471,023	1,543,010	1,572,045	1,601,661	1,631,869	1,662,682
DUES & FEES	1,550,868	1,878,932	1,621,474	1,654,773	1,688,765	1,723,463	1,758,883
TRANSFERS OUT	20,000	-	-	-	-	-	-
TOTAL OPERATING:	20,595,721	20,882,383	21,448,187	21,977,801	22,460,529	22,957,931	23,470,606
OPERATING EFFICIENCY		-	-	-	-	-	-
TOTAL OPERATING (W/EFFICIENCY):	20,595,721	20,882,383	21,448,187	21,977,801	22,460,529	22,957,931	23,470,606
TRANSFERS	-	-	-	-	-	-	-
CAPITAL - EQUIPMENT (OCEP)	1,147,533	729,790	593,350	1,593,459	1,426,963	1,591,065	1,602,148
CAPITAL - RESERVES (OCEP)	-	-	-	-	-	-	-
CAPITAL - (CIP NEW BUILDING)	2,995,021	-	-	-	-	-	-
CAPITAL - (CIP BASE)	345,046	657,000	1,578,919	913,021	1,408,729	1,611,936	705,776
CAPITAL - RESERVES (CIP)	-	-	-	-	(300,000)	(200,000)	(300,000)
TOTAL EXPENDITURES:	25,083,321	22,269,173	23,620,456	24,484,281	24,996,221	25,960,932	25,478,530
NET CHANGE - FUND BALANCES:	(1,689,314)	(482,860)	-	(654,954)	(343,293)	(459,355)	897,322
TOTAL FUND BALANCE - JUNE 30TH:	5,270,573	4,787,712	4,787,712	4,132,758	3,789,465	3,330,110	4,227,432
Less: RESERVED COMPONENTS							
<i>Additions to Expendable Capital Reserves - OCEP</i>	-	-	-	-	-	-	-
<i>Additions to Expendable Capital Reserves- CIP</i>	-	286,109	-	-	300,000	200,000	300,000
<i>Use of Expendable Capital Reserves - (OCEP)</i>	-	-	-	-	-	-	-
<i>Use of Expendable Capital Reserves - (CIP)</i>	-	-	-	-	-	-	-
Expendible Reserves for Capital Plan (CIP, OCEP)	-	286,109	286,109	286,109	586,109	786,109	1,086,109
<i>Additions to Reserves - Contingency (Unused portion of Int. Sch.)</i>	-	-	-	-	-	-	-
<i>Use of Reserves - Contingency (Internal Scholarships)</i>	-	-	-	-	-	-	-
<i>Use of Reserves - Contingenc</i>	-	-	-	-	-	-	-
Reserve - Contingency (Balance)	1,500,000	1,500,000	1,500,000	1,500,000	1,500,000	1,500,000	1,500,000
BOR General Education Agreement	162,834	-	-	-	-	-	-
TOTAL RESERVED COMPONENTS OF FUND BALANCE	1,662,834	1,786,109	1,786,109	1,786,109	2,086,109	2,286,109	2,586,109
FUND BALANCE - UNRESERVED	3,607,739	3,001,603	3,001,603	2,346,649	1,703,356	1,044,001	1,641,323
UNRESERVED FUND BALANCE AS % OF PRIOR YEAR EXPENDITURE: (18% to Cash Flow)	18.07%	11.97%	13.48%	9.93%	6.96%	4.18%	6.32%
TOTAL FUND BALANCE (RESERVED & UNRESERVED COMPONENTS) AS % OF PRIOR YEAR EXPENDITURES	26.40%	19.09%	21.50%	17.50%	15.48%	13.32%	16.28%

Capital Equipment Overview

The Post-Secondary Vocational Fund is the primary funding source for equipment purchases. Capital Equipment purchases include items with a unit cost in excess of \$5,000. Enterprise Funds also provide funding for equipment purchases. Capital Equipment purchases in Enterprise Funds include items with a unit cost in excess of \$1,000.

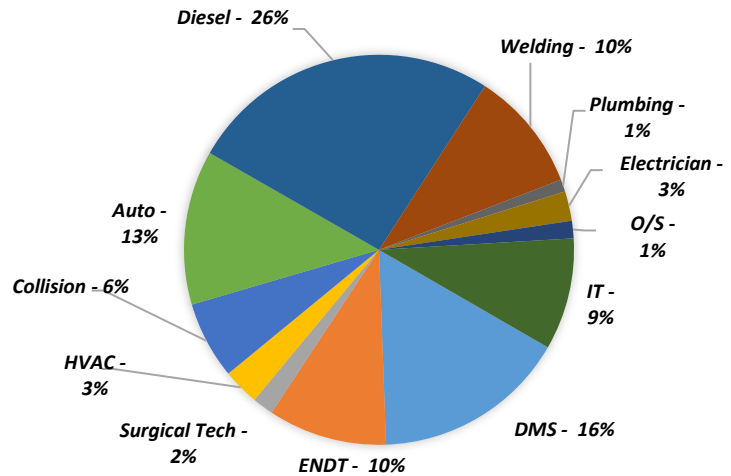
FY19 Capital Equipment Expenditures \$593,350 Total Uses

\$529,741 – Instructional Programs

- DMS, \$95K
- ENDT, \$59K
- Surgical Technology, \$10K
- HVAC, \$18K
- Collision, \$38K
- Automotive, \$76K
- Diesel, \$154K
- Welding, \$59k
- Plumbing, \$6k
- Electrician, \$15k

\$63,609 – Support Programs

- Operational Services, \$9k
- Information Technology, \$55K



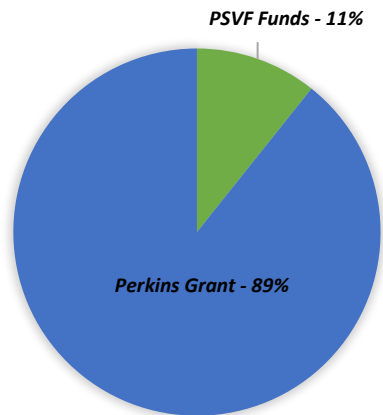
FY19 Capital Equipment Funding Sources \$593,350 Total Sources

\$63,609 – PSVF Funds

- Operational Services, \$9k
- Information Technology, \$55K

\$529,741 – Perkins

- DMS, \$95K
- ENDT, \$59K
- Surgical Technology, \$10K
- HVAC, \$18K
- Collision, \$38K
- Automotive, \$76K
- Diesel, \$154K
- Welding, \$59k
- Plumbing, \$6k
- Electrician, \$15k



Southeast Technical Institute
Other Capital Expenditures Program
2019 - 2023

RES CODE	FUND	ASSET ID	DESCRIPTION	FY ACQ.	EST. LIFE	ESTIMATED REPLCMNT	ACQ. COST	2018	2019	2020	2021	2022	2023
ST301	Horticulture Technology												
ST301	PSVF	6003	AG-73-0163 Storage Cooler	1986	30	2016	2,695						
ST301	PSVF	New Item	Greenhouse Fertilizer Injection System	2016	TBD	2016	9,000						
ST301	PSVF	6018	Bobcat 5A Chipper	2007	15	2023	5,208						8,305
ST301	PSVF	6019	Bobcat 84" Soil Conditioner	2007	15	2023	5,050						8,305
ST301	PSVF	6012	Bobcat S250 Skid-Steer Loader	2004	20	2024	22,892						
ST301	PSVF	6025	Omaha Standardeagle Dump Body - on diesel...resue on new check	2000	25	2025	5,165						
ST301	PSVF	7489	VERSISTEP ASPIRATOR COMP SYSTM	2011	15	2026	9,614						
ST301	PSVF	F0000003847	NEEDLE SEEDER, GS1 W/4' BED	2011	15	2026	5,295						
ST301	PSVF	6021	Kubota Tractor w/Loader	2007	20	2027	16,122						
ST301	PSVF	F0000004007	MINI FLAT POT FILLR, BALE BRKR	2012	15	2027	19,256						
ST301	PSVF	6013	Bobcat 44" Tree Spade	2004	25	2029	10,863						
ST301	PSVF	F0000003854	LAMINAR FLOW HOOD	2011	30	2041	5,212						
							ST301 - Subtotal	-	-	-	-	-	16,611
ST302	Cardiac Ultrasound Technology												
ST302	PSVF	6074	Phillips Ultrasound IU22	2007	7	2014	164,782						
ST302	PSVF	New Item - FY20	Ultrasound System	2020	TBD	2020	150,000			150,000			
ST309	PSVF	6066	Nicolet Vasoguard, NicVue P84	2006	15	2022	31,534					45,693	
ST302	PSVF	6111	Asist CMS2000, Refurbished 2005	2006	16	2023	18,000						24,916
ST309	PSVF	6078	Vasoguard, P84	2007	15	2023	34,980						48,448
ST302	PSVF	F0000003261	CASE VALUE STRESS TEST SYSTEM	2009	15	2024	11,825						
ST302	PSVF	F0000003262	TREADMILL, T-2100	2009	15	2024	5,120						
ST308	PSVF	6067	Human Patient Simulator	2006	20	2026	215,172						
ST302	PSVF	F0000003717	DIAGNOSTIC ULTRASOUND	2009	TBD	2028	70,866						
ST302	PSVF	6038	EnVisor w/ Cardiac, Vascular, General	2003	TBD	2028	64,168						
ST302	PSVF	F0000003840	HD 11 ULTRASOUND SYSTEM	2011	TBD	2028	53,268						
ST302	PSVF	6029	Marquette Treadmill T2000	1994	TBD	2028	5,000						
ST302	PSVF	F0000003662	PHILLIPS DIAGNOSTIC ULTRA-	2010	TBD	2028	67,517						
ST308	PSVF	6096	Phillips Poly C X-Ray System M85	1995	TBD	2028	10,000						
ST302	PSVF	6075	TOSHIBA NEMIO XG ULTRASOUND	2007	TBD	2028	96,295						
ST302	PSVF	6076	TOSHIBA NEMIO XG ULTRASOUND	2007	TBD	2028	96,295						
ST302	PSVF	6055	UltraSim Model UST100 Simulator	1998	TBD	2028	55,445						
ST302	PSVF	6059	UltraSim Ultrasound Training Simulator	2005	TBD	2028	70,136						
ST302	PSVF	6060	UltraSim Ultrasound Training Simulator	2005	TBD	2028	70,137						
ST302	PSVF	6050	Ultrasound Training System	2003	TBD	2028	70,652						
ST302	PSVF	F0000004198	Ultrasound, Phillips HD11	2013	15	2028	47,589						
ST302	PSVF	6056	Upgrade for Ultrasim UST Simulator	2003	TBD	2028	16,772						
ST308	PSVF	6045	Witt Calysto Series IV Cardiac Cath Lab	2003	TBD	2028	78,965						
ST308	PSVF	6046	Witt Calysto Series IV Cardiac Cath Lab	2003	TBD	2028	78,965						
ST308	PSVF	6047	Witt Calysto Series IV Cardiac Cath Lab	2003	TBD	2028	78,965						
							ST302 - Subtotal	-	-	150,000	-	45,693	73,364
ST304	Diagnostic Medical Sonography												
ST304	PSVF	New Item - FY19	Endovag Pelvic Phantom <i>(FY19 PERKINS)</i>	2019	TBD	2019	7,100		7,100				
ST304	PSVF	New Item - FY19	Fetal Phantom (Universal Medical) <i>(FY19 PERKINS)</i>	2019	TBD	2019	9,000		9,000				
ST304	PSVF	New Item - FY17	Scrotal Ultrasound Training Module <i>(DEFER)</i>	2017	TBD	2020	7,223			7,893			
ST304	PSVF	New Item - FY17	Transvaginal Training Module <i>(DEFER)</i>	2017	TBD	2020	8,178			8,936			
ST304	PSVF	F0000004387	SCROTAL ULTRASOUND TRAINING MO	2015	6	2022	6,049					7,440	
ST304	PSVF	F0000004385	TRANSDUCER, MULTIFREQUENCY	2015	6	2022	5,500					6,764	
ST304	PSVF	New Item - FY21	Transvaginal Phantom	2021	TBD	2022	8,000					8,240	
ST304	PSVF	F0000004388	TRANSVAGINAL TRAINING MODEL	2015	6	2022	6,849					8,423	
ST304	PSVF	F0000004465	HD15 DEMO SYSTEMS w/PRINTER, SERVICE AGREEMENT	2014	8	2023	83,745						109,268
ST304	PSVF	F0000004742	Multilab Series 2 LHS-TI Vascular System - Wireless Enabled	2016	6	2023	35,331						43,453
ST304	PSVF	F00000004745	SonoSim 100005, Various Modules	2016	6	2023	19,020						23,392
ST304	PSVF	F00000004746	SonoSim 100005, Various Modules	2016	6	2023	19,020						23,392
ST304	PSVF	F00000004766	Ultrasound, Compact Digital LOGIQ Ebt12	2016	8	2024	32,520						

Southeast Technical Institute
Other Capital Expenditures Program
2019 - 2023

RES CODE	FUND	ASSET ID	DESCRIPTION	FY ACQ.	EST. LIFE	ESTIMATED REPLCMNT	ACQ. COST	2018	2019	2020	2021	2022	2023
ST311	PSVF	6164	Vision Inspection Machine System (for Production Cell)	2003	10	2015	10,885						
ST311	PSVF	7615	PLC PANEL	2011	10	2022	4,812					6,585	
ST311	PSVF	7616	PANEL	2011	10	2022	4,812					6,585	
ST311	PSVF	7617	PANEL	2011	10	2022	4,812					6,585	
ST311	PSVF	7618	PANEL	2011	10	2022	4,812					6,585	
ST311	PSVF	7619	FEED STATION-87-MS 1	2011	10	2022	10,304					13,977	
ST311	PSVF	7620	GAUGING STATN-87-MS 2	2011	10	2022	11,221					15,186	
ST311	PSVF	7621	ORIENTATION-PROCESSING-87-MS 3	2011	10	2022	11,221					15,186	
ST311	PSVF	7622	ROBOTIC ASSEMBLY STATION87-MS5	2011	10	2022	23,816					32,120	
ST311	PSVF	42147	Sorting-Buffering Station	2013	8	2022	14,290					18,645	
ST311	PSVF	42148	Torque-Assembly Station	2013	8	2022	14,410					18,802	
ST311	PSVF	42149	Inventory Storage Station	2013	8	2022	16,290					21,255	
ST311	PSVF	F0000003953	HYDRAULIC TRAINER	2011	10	2022	9,383					16,127	
ST311	PSVF	F0000003953	HYDRAULIC TRAINER	2011	10	2022	9,383					16,127	
ST311	PSVF	F0000003953	HYDRAULIC TRAINER	2011	10	2022	9,383					16,127	
ST311	PSVF	F0000003954	HYDRAULIC TRAINER	2011	10	2022	9,383					16,127	
ST311	PSVF	F0000003955	HYDRAULIC TRAINER	2011	10	2022	9,383					16,127	
ST311	PSVF	F0000003956	HYDRAULIC TRAINER	2011	10	2022	9,383					16,127	
ST311	PSVF	6157	Festo Didactic Hydraulic Training System-Mod 276351 (From Electronics)ing System-Mod 276351 (From Electronics)	1994	30	2024	6,995						
ST311	PSVF	6159	Festo Didactic Multitec Work Station-Mod 276352 (From Electronics)tation-Mod 276352 (From Electronics)	1994	30	2024	6,495						
ST311	PSVF	F0000004326	TRAINING CART	2014	10	2024	8,245						
ST311	PSVF	F0000004327	ROBOT WITH MATE CONTROL	2014	10	2024	31,560						
ST311	PSVF	6162	Manufacturing Assembly Cell	2003	30	2033	7,960						
							ST311 - Subtotal	-	-	-	-	258,273	-
ST314	Civil Engineering Technology												
ST314	PSVF	6185	GPS Rover SI 4000 Single Frequency Units	1997	10	2014	22,775						
ST314	PSVF	6186	GPS Rover SI 4000 Single Frequency Units	1997	10	2014	22,775						
ST314	PSVF	6190	Trimble 5700 Base Equipment Set	2003	10	2015	14,651						
ST314	PSVF	6191	Trimble 5800 GPS RTK Rover w/ Pole	2003	10	2015	19,279						
ST314	PSVF	6192	Trimble 5800 GPS RTK Rover w/ Pole	2003	10	2015	19,279						
ST314	PSVF	6195	Trimble 5603 robotic survey system	2004	10	2015	30,877						
ST314	PSVF	F0000003427	DNA03 DIGITAL LEVEL (DEFER)	2009	10	2020	4,660			6,334			
ST314	PSVF	F0000003428	DNA03 DIGITAL LEVEL (DEFER)	2009	10	2020	4,660			6,334			
ST314	PSVF	F0000003429	DNA03 DIGITAL LEVEL (DEFER)	2009	10	2020	4,660			6,334			
ST314	PSVF	F0000003725	TRIMBLE S6 3 ROBOTIC STATION	2010	10	2021	25,695				43,710		
ST314	PSVF	F0000003668	TRIMBLE R8GNSS MODEL 3 ROVER	2011	10	2022	11,335					22,309	
ST314	PSVF	F0000003838	TRIMBLE R8GNSS MODEL 3 ROVER	2011	10	2022	11,335					22,309	
ST314	PSVF	F0000004018	TRIMBLE R8 GNSS MODEL 3 RECVR	2012	10	2022	11,570					22,309	
ST314	PSVF	F0000003684	TRIMBLE VX GLOBAL WITH TSC2	2011	10	2023	28,240						31,699
ST314	PSVF	F0000003685	TRIMBLE VX GLOBAL WITH TSC2	2010	10	2023	28,240						31,699
ST314	PSVF	F0000004017	TRIMBLE VX SPATIAL STATION	2012	10	2023	28,475						31,699
ST314	PSVF	F0000003558	TRIMBLE S6 ROBOTIC TTL STATION	2008	10	2023	35,207						31,699
ST314	PSVF	F0000003559	TRIMBLE S6 ROBOTIC TTL STATION	2008	10	2023	35,207						31,699
ST314	PSVF	F0000003560	TRIMBLE S6 ROBOTIC TTL STATION	2008	10	2023	35,207						31,699
ST314	PSVF	F0000004310	TRIMBLE R10 GPS ROVER	2014	15	2029	16,000						
							ST314 - Subtotal	-	-	19,002	43,710	66,927	190,194
ST315	Automotive Technology												
ST315	PSVF	6266	2004 Chevy Cavalier	2004	10	2014	8,638						
ST315	PSVF	6236	Rotor LatheONCENTER BRAKE LATHE (See Asset #42277)	2005	10	2014	7,282						
ST315	PSVF	7033	1995 Chevy Pickup	2007	10	2017	1,492						

Southeast Technical Institute
Other Capital Expenditures Program
2019 - 2023

RES CODE	FUND	ASSET ID	DESCRIPTION	FY ACQ.	EST. LIFE	ESTIMATED REPLCMNT	ACQ. COST	2018	2019	2020	2021	2022	2023
ST315	PSVF	New Item - Priority 2	Road Force Balancer (GSP9700) (FY17 Perkins Funded Item)	2017	TBD	2017	20,000						
ST315	PSVF	6199	T3-3272 Benvill automobile lift mod TPO-7 (Disposed of in FY16, Replace w/ Two-Post Lift Asymmetric)	1979	30	2017	3,900						
ST315	PSVF	6200	T3-3506 Benvill automotive lift 7,000 lbs mod TPO-7 (Disposed of in FY16, Replace w/Two-Post Lift, Asymmetric)	1981	30	2017	4,991						
ST315	PSVF	S098879	Tire Changer (TC3900) (FY17 Perkins Funded Item)	2017	TBD	2017	7,256						
ST315	PSVF	F0000003417	AXILINE ELECTRONIC SHIFTER (DEFER TO FY21)	2009	10	2018	10,877	17,911					
ST315	PSVF	6231	Hunter 811 Computerized Alignment Instrumentation Package (See Item Below. Asset #6231 Will not be replaced)	2003	DNR	2018	40,558	-					
ST315	PSVF	F0000004627	OBD II SYSTEM TRAINER, TOYOTA (DEFER TO FY20 SEE BELOW)	2015	3	2018	18,500	20,215					
ST315	PSVF	New Item	TRAINING VEHICLES - USED	2018	TBD	2018	45,000	45,000					
ST315	PSVF	New Item - FY19	Atec Brake Simulator (FY19 PERKINS)	2019	TBD	2019	5,000		5,000				
ST315	PSVF	New Item - FY19	Atec Brake Simulator (FY19 PERKINS)	2019	TBD	2019	5,000		5,000				
ST315	PSVF	New Item - FY19	TRAINING VEHICLE - USED (FY19 PERKINS)	2019	TBD	2019	16,500		16,500				
ST315	PSVF	New Item - FY19	TRAINING VEHICLE - USED (FY19 PERKINS)	2019	TBD	2019	16,500		16,500				
ST315	PSVF	New Item - FY19	TRAINING VEHICLE - USED (FY19 PERKINS)	2019	TBD	2019	16,500		16,500				
ST315	PSVF	New Item - FY19	TRAINING VEHICLE - USED (FY19 PERKINS)	2019	TBD	2019	16,500		16,500				
ST315	PSVF	New Item - FY20	TRAINING VEHICLE - 3/4 TON DIESEL PICK UP	2020	TBD	2020	43,000			43,000			
ST315	PSVF	New Item - FY19	BENCH, DIESEL ENGINE - CHEVY DURAMX (DEFER)	2019	TBD	2020	50,000			51,500			
ST315	PSVF	New Item - FY19	BENCH, DIESEL ENGINE - FORD POWERSTROKE (DEFER)	2019	TBD	2020	50,000			51,500			
ST315	PSVF	New Item - FY19	TOOL BOX, INSTRUCTOR (W/SPECIALITY/DIAGNOSTIC TOOLS) (DEFER)	2019	TBD	2020	15,000			15,450			
ST315	PSVF	F0000003726	VERUS ELITE (DEFER)	2010	10	2020	7,062			9,501			
ST315	PSVF	F0000003727	VERUS ELITE (DEFER)	2010	10	2020	7,062			9,501			
ST315	PSVF	F0000003728	VERUS ELITE (DEFER)	2010	10	2020	7,062			9,501			
ST315	PSVF	F0000003729	VERUS ELITE (DEFER)	2010	10	2020	7,062			9,501			
ST315	PSVF	F0000003730	VERUS ELITE (DEFER)	2010	10	2020	7,062			9,501			
ST315	PSVF	6244	1994 Chevrolet Ext Cab Pickup 4 WD	1994	25	2021	24,500				35,229		
ST315	PSVF	6245	1994 Chevrolet Extended Cab Pickup 4WD	1994	25	2021	24,500				35,229		
ST315	PSVF	6256	1997 Dodge Dakota	1997	20	2021	18,500				32,619		
ST315	PSVF	6267	1999 Ford Taurus	2006	10	2021	2,000				32,619		
ST315	PSVF	6235	Hunter Tire ChangerRUN FLAT TIRE CHANGER	2005	15	2021	6,604				9,133		
ST315	PSVF	F0000004626	NETWORK TRAINER, J1850	2015	5	2021	11,690				13,958		
ST315	PSVF	F0000004627	OBD II SYSTEM TRAINER, TOYOTA	2015	3	2021	18,500				22,090		
ST315	PSVF	F0000003414	2007 FORD F-150 4X4	2008	10	2022	16,852					29,613	
ST315	PSVF	F0000003670	2010 CHEV IMPALA IMPERIAL BLUE	2010	10	2022	17,233					33,598	
ST315	PSVF	F0000003671	2010 CHEV IMPALA SUMMIT WHITE	2010	10	2022	17,233					33,598	
ST315	PSVF	F0000004586	A/C TRAINER W/CLIMATE CONTROL	2015	5	2022	12,250					15,066	
ST315	PSVF	F0000004587	A/C TRAINER W/CLIMATE CONTROL	2015	5	2022	12,250					15,066	
ST315	PSVF	F0000004588	A/C TRAINER W/CLIMATE CONTROL	2015	5	2022	12,250					15,066	
ST315	PSVF	F0000004589	A/C TRAINER W/CLIMATE CONTROL	2015	5	2022	12,250					15,066	
ST315	PSVF	F0000003844	AIR CONDITIONING RECYCLER	2011	10	2022	2,955					5,376	
ST315	PSVF	F0000003417	AXILINE ELECTRONIC SHIFTER	2009	10	2022	10,877					20,159	
ST315	PSVF	6238	Snap-On Modis Elite 6.2, Foam for KRBC9T; red cart 1for KRBC9T; red cart 1	2007	15	2022	6,141					9,407	
ST315	PSVF	6239	Snap-On Modis Elite 6.2, Foam for KRBC9T; red cart 2for KRBC9T; red cart 2	2007	15	2022	6,141					9,407	
ST315	PSVF	6260	Sun Machine 500E Engine Analyzer	2001	15	2022	45,105					60,476	
ST315	PSVF	New Item - FY21	TOOL BOX - STUDENT	2021	TBD	2022	5,200					5,356	
ST315	PSVF	New Item - FY21	TOOL BOX - STUDENT	2021	TBD	2022	5,200					5,356	
ST315	PSVF	New Item - FY21	TOOL BOX - STUDENT	2021	TBD	2022	5,200					5,356	
ST315	PSVF	New Item - FY21	TOOL BOX - STUDENT	2021	TBD	2022	5,200					5,356	
ST315	PSVF	New Item - FY21	TOOL BOX - STUDENT	2021	TBD	2022	5,200					5,356	

Southeast Technical Institute
Other Capital Expenditures Program
2019 - 2023

RES CODE	FUND	ASSET ID	DESCRIPTION	FY ACQ.	EST. LIFE	ESTIMATED REPLCMNT	ACQ. COST	2018	2019	2020	2021	2022	2023
ST315	PSVF	New Item - FY21	TOOL BOX - STUDENT	2021	TBD	2022	5,200					5,356	
ST315	PSVF	F00000004089	2013 FORD TAURUS POLICE INTERC	2012	10	2023	26,647						48,448
ST315	PSVF	F00000004090	2013 FORD TAURUS POLICE INTERC	2012	10	2023	26,647						48,448
ST315	PSVF	6227	AXI-Line Model 87000-EE Automatic Transmission Dyno	1998	20	2023	51,526						83,054
ST315	PSVF	F00000004628	OBD II SYSTEM TRAINER, GM	2015	5	2023	12,140						15,379
ST315	PSVF	6216	12134B Robinair R124R-134 Reclaimer Charging Station	1997	20	2024	3,695						
ST315	PSVF	6212	T304734, Ansu Bench Flow 799-001fuel injector flowbench	1998	30	2024	6,295						
ST315	PSVF	New Item - FY23	TOOL BOX - INSTRUCTOR	2023	TBD	2024	60,000						
ST315	PSVF	42254	2010 TOYOTA PRIUS	2014	10	2024	15,500						
ST315	PSVF	F00000004324	2013 TOYOTA PRIUS	2014	10	2024	23,137						
ST315	PSVF	6210	Model 200M Jet WasherParts washer	1994	30	2024	5,000						
ST315	PSVF	F00000004520	CAMRY, TOYOTA	2015	10	2025	25,954						
ST315	PSVF	F00000004521	CAMRY, TOYOTA	2015	10	2025	25,954						
ST315	PSVF	F00000004522	CHARGER, DODGE	2015	10	2025	25,053						
ST315	PSVF	F00000004523	CHARGER, DODGE	2015	10	2025	25,053						
ST315	PSVF	F00000004575	ELECTRONIC IGNITION TRAINER, GM	2015	10	2025	5,250						
ST315	PSVF	F00000004590	ELECTRONIC IGNITION TRNR-FORD	2015	10	2025	5,775						
ST315	PSVF	F00000004623	EVAP TRAINER	2015	10	2025	5,200						
ST315	PSVF	F00000004565	GAS ANALYZER, EMISSION 5 w/LAMBDA CALCULATIONS	2015	10	2025	5,220						
ST315	PSVF	F00000004566	GAS ANALYZER, EMISSION 5 w/LAMBDA CALCULATIONS	2015	10	2025	5,220						
ST315	PSVF	F00000004596	LIGHTING SYSTEM TRAINER, J1850	2015	10	2025	6,132						
ST315	PSVF	42320	MALIBU, CHEVY 2015	2015	10	2025	18,777						
ST315	PSVF	F00000004592	POWER DOOR LOOKS TRAINER - J1850	2015	10	2025	5,456						
ST315	PSVF	6259	Sioux Valve Grinder #2075 Value Grinding System w/kit	2001	20	2025	5,300						
ST315	PSVF	F00000004556	TRUCK, RAM 2500 w/DIESEL	2015	10	2025	37,473						
ST315	PSVF	S084844	WITECH MICROPOD SYSTEM	2015	10	2025	6,710						
ST315	PSVF	F00000003888	ALIGNMENT CONSOLE W/ATTACHMNTS	2011	15	2026	15,184						
ST315	PSVF	F00000003892	ALIGNMENT SCISSOR RACK W/TRNPL	2011	15	2026	26,308						
ST315	PSVF	F00000004769	Reclaimer, Robin Air AC Recovery Unit RON34788NI-H	2016	10	2026	5,995						
ST315	PSVF	F00000004770	Reclaimer, Robin Air AC Recovery Unit RON34788NI-H	2016	10	2026	5,995						
ST315	PSVF	F00000003889	VERTICAL CAMERA LIFT W/4 CAMS	2011	15	2026	11,755						
ST315	PSVF	S105075	F150, FORD	2018	10	2028	38,040						
ST315	PSVF	S105075	F150, FORD	2018	10	2028	38,040						
ST315	PSVF	S105074	MALIBU, CHEVY	2018	10	2028	18,779						
ST315	PSVF	6230	Rotary SP012E-11 12,000 lb Lift	1998	30	2028	5,427						
ST315	PSVF	S105058	TRAINER - ATECH, GM AIRBAG	2018	10	2028	5,795						
ST315	PSVF	42253	ALIGNMENT SYSTEM, HUNTER WA434	2014	15	2029	24,999						
ST315	PSVF	F00000004325	BRAKE LATHE, AMMCO 4000E	2014	15	2029	7,590						
ST315	PSVF	42277	LATHE, PRO-CUT 9.2DRO W/ADPTR	2014	15	2029	8,824						
ST315	PSVF	F00000004681	ALIGNMENT SYSTEM, HUNTER	2015	15	2030	61,580						
ST315	PSVF	42472	Alignment Rack, Hunter RX12AT-IS	2016	15	2031	32,392						
ST315	PSVF	F00000004794	Brake Lathe, Hunter	2016	15	2031	9,587						
ST315	PSVF	F00000004792	Wheel Balancer w/Accessories, Hunter	2016	15	2031	15,911						
ST315	PSVF	S098880	Alignment Console w/alignment racks (Hawkeye Elite, RX10LT-IS) (FY17 Perkins Funded Item)	2017	15	2032	62,724						
ST315	PSVF	S096350	Two-Post Lift, Asymmetric 10,000# (SP012-SW) (FY17 Perkins Funded Item)	2017	15	2032	7,325						
ST315	PSVF	S096350	Two-Post Lift, Asymmetric 10,000# (SP012-SW) (FY17 Perkins Funded Item)	2017	15	2032	7,325						
ST315	PSVF	S096350	Two-Post Lift, Asymmetric 10,000# (SPOA10-SW) (FY17 Perkins Funded Item)	2017	15	2032	5,331						
ST315	PSVF	S096350	Two-Post Lift, Asymmetric 10,000# (SPOA10-SW) (FY17 Perkins Funded Item)	2017	15	2032	5,331						
ST315	PSVF	S096350	Two-Post Lift, Asymmetric 10,000# (SPOA10-SW) (FY17 Perkins Funded Item)	2017	15	2032	5,331						
ST315	PSVF	S096350	Two-Post Lift, Asymmetric 10,000# (SPOA10-SW) (FY17 Perkins Funded Item)	2017	15	2032	5,331						
ST315	PSVF	S096350	Two-Post Lift, Asymmetric 10,000# (SPOA10-SW) (FY17 Perkins Funded Item)	2017	15	2032	5,331						
ST315	PSVF	S096350	Two-Post Lift, Asymmetric 10,000# (SPOA10-SW) (FY17 Perkins Funded Item)	2017	15	2032	5,331						
ST315	PSVF	42474	Brake Lathe (OnCar Style) (PFM9.2)	2016	20	2036	8,705						
ST315	PSVF	S097090	FORKLIFT, BIG JOE STANDUP	2017	20	2037	10,800						

Southeast Technical Institute
Other Capital Expenditures Program
2019 - 2023

RES CODE	FUND	ASSET ID	DESCRIPTION	FY ACQ.	EST. LIFE	ESTIMATED REPLCMNT	ACQ. COST	2018	2019	2020	2021	2022	2023
							ST315 - Subtotal	83,126	76,000	208,954	180,878	294,034	195,329
ST316	Mechanical Engineering Technology												
ST316	PSVF	F0000003722	HP DESIGNJET T1100 LARGE FORMA (Transfer to ST313)	2009	10	2020	4,672			6,149			
ST316	PSVF	42145	Printer, Dimension SST1200 3D	2013	10	2024	35,721						
ST316	PSVF	6865	TESA Micro-Hite Plus M350 w/control panelIntrol panel	2007	20	2027	6,310						
							ST316 - Subtotal	-	-	6,149	-	-	-
ST317	Electronics Technology												
ST317	PSVF	6320	IFR Spectrum Analyzer 2398	2001	20	2022	6,244					8,063	
ST317	PSVF	6321	9kHz - 3GHz Spectrum Analyzer	2003	20	2024	6,913						
ST317	PSVF	6322	9kHz - 3GHz Spectrum Analyzer	2003	20	2024	6,913						
							ST317 - Subtotal	-	-	-	-	8,063	-
ST319	Digital Media Production Technology												
							ST319 - Subtotal	-	-	-	-	-	-
ST323	Diesel Technology												
ST323	PSVF	6394	Sercon Recycling Recovery Unit 3-R134A	2004	6	2013	6,429						
ST323	PSVF	S100045	Parts Washer (FY17 Perkins Funded Item) - Encumbered @ \$19,615.00	2017	TBD	2017	25,000						
ST323	PSVF	New Item - FY18	4 Cylinder Engine w/DPF, SCR System	2018	TBD	2018	50,000	50,000					
ST323	PSVF	New Item - FY18	CVT/IVT Transmission - Used	2018	TBD	2018	10,000	10,000					
ST323	PSVF	New Item - FY18	Hydraulic Trainer	2018	TBD	2018	20,000	20,000					
ST323	PSVF	New Item - FY18	Powershift Transmission - Used	2018	TBD	2018	7,000	7,000					
ST323	PSVF	New Item - FY19	ENGINE CORES (FY19 PERKINS)	2019	TBD	2019	5,000		5,000				
ST323	PSVF	New Item - FY19	ENGINE CORES (FY19 PERKINS)	2019	TBD	2019	5,000		5,000				
ST323	PSVF	New Item - FY19	ENGINE CORES (FY19 PERKINS)	2019	TBD	2019	5,000		5,000				
ST323	PSVF	New Item - FY19	TOOL BOX, INSTRUCTOR (FY19 PERKINS)	2019	TBD	2019	22,000		22,000				
ST323	PSVF	New Item - FY19	TRAINERS, DC CIRCUITS (FY19 PERKINS)	2019	TBD	2019	26,500		26,500				
ST323	PSVF	New Item - FY19	TRUCK (CUMMINS, CAT OR DETROIT ENGINE) (FY19 PERKINS)	2019	TBD	2019	30,000		30,000				
ST323	PSVF	New Item - FY19	TRUCK (CUMMINS, CAT OR DETROIT ENGINE) (FY19 PERKINS)	2019	TBD	2019	30,000		30,000				
ST323	PSVF	New Item - FY19	TRUCK ENGINE STAND (FY19 PERKINS)	2019	TBD	2019	30,000		30,000				
ST323	PSVF	6388	Brake Trainer w/ABS (DEFER)	2005	15	2020	13,200			25,335			
ST323	PSVF	New Item - FY19	COMBINED FLOW PUMPS AND VALVES (DEFER)	2019	TBD	2020	4,000			4,120			
ST323	PSVF	New Item - FY19	COMBINED FLOW PUMPS AND VALVES (DEFER)	2019	TBD	2020	4,000			4,120			
ST323	PSVF	New Item - FY19	ENGINE BENCH, CUMMINS ISL9 (DEFER)	2019	TBD	2020	65,000			66,950			
ST323	PSVF	New Item - FY19	TRAINERS, DC CIRCUITS (DEFER)	2019	TBD	2020	26,500			27,295			
ST323	PSVF	New Item - FY19	TRUCK (CUMMINS, CAT OR DETROIT ENGINE) (DEFER)	2019	TBD	2020	30,000			30,900			
ST323	PSVF	New Item - FY20	ENGINE BENCH, CAT 4.4	2020	TBD	2021	50,000				51,500		
ST323	PSVF	New Item - FY20	ENGINE CORES	2020	TBD	2021	5,000				5,150		
ST323	PSVF	New Item - FY20	ENGINE CORES	2020	TBD	2021	5,000				5,150		
ST323	PSVF	New Item - FY20	ENGINE CORES	2020	TBD	2021	5,000				5,150		
ST323	PSVF	New Item - FY20	HYDRAULIC VALVE (SAUER DANFOSS)	2020	TBD	2021	8,000				8,240		
ST323	PSVF	New Item - FY20	HYDROSTATE PUMP/MOTOR	2020	TBD	2021	7,500				7,725		
ST323	PSVF	F0000004001	Pro-Link Kit	2012	10	2021	7,912				15,657		
ST323	PSVF	New Item - FY20	STATION - HYDRAULICS (BASIC/ADVANCED)	2020	TBD	2021	54,200				55,826		
ST323	PSVF	New Item - FY20	TOOL BOX, INSTRUCTOR	2020	TBD	2021	22,000				22,660		
ST323	PSVF	New Item - FY20	TOOL BOX, INSTRUCTOR	2020	TBD	2021	22,000				22,660		
ST323	PSVF	New Item - FY20	TRUCK (CUMMINS, CAT OR DETROIT ENGINE)	2020	TBD	2021	30,000				30,900		
ST323	PSVF	New Item - FY21	HYDRAULIC VALVE STACK (EATON)	2021	TBD	2022	5,000					5,150	
ST323	PSVF	New Item - FY21	LIFD SYSTEM	2021	TBD	2022	6,000					6,180	
ST323	PSVF	New Item - FY21	STATION - HYDRAULICS (BASIC/ADVANCED)	2021	TBD	2022	54,200					55,826	

Southeast Technical Institute
Other Capital Expenditures Program
2019 - 2023

RES CODE	FUND	ASSET ID	DESCRIPTION	FY ACQ.	EST. LIFE	ESTIMATED REPLCMNT	ACQ. COST	2018	2019	2020	2021	2022	2023
ST323	PSVF	New Item - FY21	TRAINER, A/C SYSTEMS W/HBLOCK	2021	TBD	2022	13,000					13,390	
ST323	PSVF	New Item - FY21	TRAINER, A/C SYSTEMS W/HBLOCK	2021	TBD	2022	13,000					13,390	
ST323	PSVF	New Item - FY21	ENGINE BENCH (DETROIT DD-15)	2021	TBD	2023	70,000						74,263
ST323	PSVF	F0000004763	DIESEL ENGINE MOKUP ASSEMBLY	2016	6	2023	61,400						75,514
ST323	PSVF	New Item - FY22	ENGINE BENCH, CUMMINS ISL9	2022	TBD	2023	65,000						66,950
ST323	PSVF	New Item - FY22	ENGINE BENCH, CUMMINS ISX15	2022	TBD	2023	85,000						87,550
ST323	PSVF	New Item - FY22	TRAINER A/C SYSTEM W/ORIFICE TUBE	2022	TBD	2023	13,000						13,390
ST323	PSVF	New Item - FY22	TRUCK (CUMMINS, CAT OR DETROIT ENGINE)	2022	TBD	2023	30,000						30,900
ST323	PSVF	New Item - FY22	TRUCK (CUMMINS, CAT OR DETROIT ENGINE)	2022	TBD	2023	30,000						30,900
ST323	PSVF	New Item - FY23	ENGINE BENCH, CUMMINS ISX15	2023	TBD	2024	75,000						
ST323	PSVF	New Item - FY23	ENGINE BENCH, DETROIT DD-15	2023	TBD	2024	70,000						
ST323	PSVF	New Item - FY23	ENGINE CORES	2023	TBD	2024	5,000						
ST323	PSVF	New Item - FY23	ENGINE CORES	2023	TBD	2024	5,000						
ST323	PSVF	New Item - FY23	ENGINE CORES	2023	TBD	2024	5,000						
ST323	PSVF	New Item - FY23	HVAC TRAINER	2023	TBD	2024	18,000						
ST323	PSVF	New Item - FY23	HVAC TRAINER	2023	TBD	2024	18,000						
ST323	PSVF	New Item - FY23	SIMULATOR, TRANSSIM VS III	2005	20	2024	98,950						
ST323	PSVF	New Item - FY23	TRUCK (CUMMINS, CAT OR DETROIT ENGINE)	2023	TBD	2024	30,000						
ST323	PSVF	New Item - FY23	TRUCK (CUMMINS, CAT OR DETROIT ENGINE)	2023	TBD	2024	30,000						
ST323	PSVF	42477	Hot Water Parts Washer	2016	8	2024	7,201						
ST323	PSVF	6379	Used Mitsubishi Forklift FG35A 7000# Capacity 185STM Mast Sideshifter 48" Forks 48" LBR, Gas Engine	2004	20	2024	8,150						
ST323	PSVF	F0000004563	ALIGNMENT RACK - HD DRIVE ON	2015	10	2025	52,602						
ST323	PSVF	6797	Nardini 14" lathe model MS 1440	1995	30	2025	11,728						
ST323	PSVF	F0000004555	TRUCK, RAM 2500 w/DIESEL	2015	10	2025	37,473						
ST323	PSVF	F00000004832	Brake Trainer (FY17 Item, Buy FY16)	2016	10	2026	30,845						
ST323	PSVF	S094544	Engine (FY17 Item, Buy FY16)	2016	10	2026	61,400						
ST323	PSVF	S095355	Excavator, Volvo EC60E	2016	20	2026	59,115						
ST323	PSVF	S095355	Excavator, Volvo EC60E	2016	20	2026	57,725						
ST323	PSVF	S095355	Loader, Volvo MC110C Skidsteer	2016	20	2026	43,820						
ST323	PSVF	S095355	Loader, Volvo MC110C Skidsteer	2016	20	2026	43,820						
ST323	PSVF	F00000004753	Portable Hosit with 6ft Lift (FY17 Item, Buy FY16)	2016	10	2026	45,276						
ST323	PSVF	F00000004833	Trainer, Lighting System (FY17 Item, Buy FY16)	2016	10	2026	12,500						
ST323	PSVF	F00000004834	Trainer, Lighting System (FY17 Item, Buy FY16)	2016	10	2026	12,500						
ST323	PSVF	F0000004768	VEHICLE LIFT, WIRELESS MCL	2016	10	2026	10,339						
ST323	PSVF	F0000004768	VEHICLE LIFT, WIRELESS MCL	2016	10	2026	10,339						
ST323	PSVF	F0000004768	VEHICLE LIFT, WIRELESS MCL	2016	10	2026	10,339						
ST323	PSVF	F0000004768	VEHICLE LIFT, WIRELESS MCL	2016	10	2026	10,339						
ST323	PSVF	S100879	TIRE HANDLER, TRACTOR W/HAND PUMP	2017	10	2027	8,750						
ST323	PSVF	S099262	Truck Light Boards (FY17 Perkins Funded Item)	2017	10	2027	12,500						
ST323	PSVF	F0000004166	ALT/GEN/STARTER Tester System	2013	15	2028	10,068						
ST323	PSVF	7065	TRUCK, INTERNATIONAL 4700 '97	2008	20	2028	11,500						
ST323	PSVF	6844	Bridgeport Variable Head	1999	30	2029	5,000						
ST323	PSVF	7347	TRUCK, FREIGHTLINER '05	2009	20	2029	39,488						
ST323	PSVF	F0000004311	VEHICLE LIFT, WIRELESS MCL	2014	15	2029	10,247						
ST323	PSVF	F0000004343	VEHICLE LIFT, WIRELESS MCL	2014	15	2029	10,247						
ST323	PSVF	F0000004344	VEHICLE LIFT, WIRELESS MCL	2014	15	2029	10,247						
ST323	PSVF	F0000004345	VEHICLE LIFT, WIRELESS MCL	2014	15	2029	10,247						
ST323	PSVF	42459	Fork Lift (6T Capacity)	2016	15	2031	41,079						
ST323	PSVF	S099509	30in Floor Scrubber	2017	15	2032	8,750						
ST323	PSVF	S100202	CABINET WASH, SPRAYMATER	2017	15	2032	19,615						
ST323	PSVF	S099408	CABINET, ROLLING 3BK 84"	2017	15	2032	8,574						
ST323	PSVF	S100202	TRACTOR, CHALLENGER MT565D	2017	15	2032	90,000						
ST323	PSVF	S101621	TRACTOR, NEW HOLLAND	2017	15	2032	99,000						
ST323	PSVF	S101327	TRANSMISSION, USED POWER SHIFT	2017	15	2032	5,000						
ST323	PSVF	S106654	BACKHOE, CASE 580	2018	15	2033	59,250						
ST323	PSVF	S106089	ENGINE BENCH, DIESEL	2018	15	2033	50,700						

Southeast Technical Institute
Other Capital Expenditures Program
2019 - 2023

RES CODE	FUND	ASSET ID	DESCRIPTION	FY ACQ.	EST. LIFE	ESTIMATED REPLCMNT	ACQ. COST	2018	2019	2020	2021	2022	2023
ST323	PSVF	S106654	SWATHER, SELF-PROPELLED	2018	15	2033	99,000						
ST323	PSVF	S106091	TRAINER, HYDRAULIC	2018	15	2033	53,995						
ST323	PSVF	F00000004518	DRY VAN, TRAILMOBILE	2015	20	2035	7,500						
ST323	PSVF	F00000004519	DRY VAN, TRAILMOBILE	2015	20	2035	7,500						
ST323	PSVF	F00000004403	SKID STEER - BOBCATE S590	2015	20	2035	30,846						
ST323	PSVF	F00000004391	TRUCK, INTERNATIONAL PRO START '10	2015	20	2035	51,983						
							ST323 - Subtotal	87,000	153,500	158,720	230,618	93,936	379,467
ST324	Marketing												
ST324	PSVF	F00000003039	FOCUS ROOM AUDIO/VIDEO (DEFER)	2009	10	2020	30,265			50,671			
							ST324 - Subtotal	-	-	50,671	-	-	-
ST325	Graphic Media Design Technology												
ST325	PSVF	6967	CANON 30D DIGITAL CAMERA SYSTM	2007	5	2014	5,090						
ST325	PSVF	6968	CANON 30D DIGITAL CAMERA SYSTM	2007	5	2014	5,090						
ST325	PSVF	New Item - FY18	LARGE FORMAT PRINTER	2018	TBD	2018	10,000	10,000					
ST325	PSVF	New Item	Servers	2014	7	2022	20,000					25,335	
ST325	PSVF	F00000004008	PRINTER, XEROX PHASER 7760DN	2012	10	2023	5,270						7,198
ST325	PSVF	6408	Standard 17-PC64 Paper Cutter w/Hi-speed steel knife	2005	20	2025	7,839						
							ST325 - Subtotal	10,000	-	-	-	25,335	7,198
ST329R	Capital Equipment Reserves												
ST329R	PSVF	RESERVE	SET ASIDE AMOUNTS FOR FUTURE EQUIPMENT PURCHASES										
							ST329R - Subtotal	-	-	-	-	-	-
ST329	Administration												
ST329	PSVF	New Item - Priority 1	Furniture, Fixtures, Equipment - New Bldg (DEFER)	2017	TBD	2022	125,000					144,909	
ST329	PSVF	7481	2004 FORD EXPLORER, A-104732	2010	20	2024	10,500						
ST329	PSVF	7482	2004 FORD EXPLORER, A-A98014	2010	20	2024	7,500						
ST329	PSVF	7352	2006 TAURUS	2009	15	DNR	7,375						
							ST329 - Subtotal	-	-	-	-	144,909	-
ST332	Southeast Tech Bookstore												
ST332	BS	7799	REGISTER, HP SMARTCHOICE	2011	5	2016	5,430						
ST332	BS	2011 FIXTURES	BOOKSTORE FIXTURES	2011	25	2036	123,810						
							ST332 - Subtotal	-	-	-	-	-	-
ST334	Operational Services												
ST334	PSVF	6461	Jacobson Mower	1995	20	2015	13,594						
ST334	PSVF	6475	1997 Ford F25 PU (SET1 30)	2002	15	2015	14,925						
ST334	PSVF	6495	1991 Dodge Ram W250 PU (SET1 4) (Sander)	1996	15	2015	10,175						
ST334	PSVF	6476	1999 Chevy C-1500 (RESERVE)	2003	15	2016	14,950						
ST334	PSVF	6491	Tennant 5400 26" autoscrubber	2004	15	2019	5,300		8,609				
ST334	PSVF	New Item - FY20	Mower (w/attachements)	2020	10	2020	30,000			30,000			
ST334	PSVF	New Item - FY20	Pickup - Replace Chevy - 1500	2020	15	2020	30,000			30,000			
ST334	PSVF	6492	24" Propane Burnisher w/tank	2005	15	2021	2,605				5,219		
ST334	PSVF	6493	Tennant 5400 26" Auto Scrubber	2005	15	2021	6,336				9,133		
ST334	PSVF	7480	NEXT LZ AS 27HP KOH 60 DECK	2010	10	2021	10,238				11,743		
ST334	PSVF	6472	MOWER, RANSON 72 W/BROOM, CAB	2002	20	2021	19,683				26,095		
ST334	PSVF	6471	Propane Burnisher	2001	20	2022	3,000					5,376	
ST334	PSVF	6473	60" Broom	2001	20	2022	4,200					5,376	

Southeast Technical Institute
Other Capital Expenditures Program
2019 - 2023

RES CODE	FUND	ASSET ID	DESCRIPTION	FY ACQ.	EST. LIFE	ESTIMATED REPLCMNT	ACQ. COST	2018	2019	2020	2021	2022	2023
ST334	PSVF	6474	Cab & Heater	2001	20	2022	4,995					8,063	
ST334	PSVF	42314	MOWER, EXMARK LZ-2 W/60" DECK	2015	15	2022	9,200					11,315	
ST334	PSVF	42287	SANDER UNIT	2014	10	2024	8,540						
ST334	PSVF	42288	FOLD-DOWN TRUCK BOX	2014	10	2024	8,907						
ST334	PSVF	28691	SCRUBBER, STAND ON BATTERY AUTOMATIC 0 TASKI SWINGO XP - S091343	2016	10	2026	8,747						
ST334	PSVF	6485	Genie Man Lift AWP-25S AC Aerial Work Platform/Standard Platform	2004	25	2029	5,062						
ST334	PSVF	42274	2014 FORD F550	2014	15	2029	33,257						
ST334	PSVF	42275	2014 FORD F250, REG CAB, LG BX	2014	15	2029	23,475						
ST334	PSVF	42276	2014 FORD F250, REG CAB, LG BX	2014	15	2029	23,475						
ST334	PSVF	42283	SNOWPLOW, BOSS 7'6" STRAIGHT	2014	15	2029	5,277						
ST334	PSVF	42284	SNOWPLOW, BOSS 7'6" POWER V	2014	15	2029	6,180						
ST334	PSVF	28353	AUTO SCRUBBER, KARCHER B60	2015	15	2030	10,405						
ST334	PSVF	42251	2015 FORD F250	2015	15	2030	25,639						
ST334	PSVF	42252	2015 FORD F250	2015	15	2030	25,639						
ST334	PSVF	42310	SNOWPLOW, WESTER 7'6" STRAIGHT	2015	15	2030	5,117						
ST334	PSVF	42311	SNOWPLOW, BOSS 7'6" POWER V	2015	15	2030	6,346						
ST334	PSVF	28386	SCRUBBER, CHARIOT 3 26"	2017	15	2032	9,808						
ST334	PSVF	42600	SCRUBBER, NOBLES 28" WALK-BEHIND	2017	15	2032	7,170						
ST334	PSVF	7625	BOBCAT 5600TD W/ATTACHMENTS	2011	25	2036	55,390						
ST334	PSVF	6488	8' Mild Steel Sander 1.7 -2.0 Yard Cap. 10.5 Briggs & Stratton, Electric Start, Throttle Control & Clutch	2004	15	DNR	4,259						
ST334	PSVF	7063	1999 Chevy Suburban (RESERVE)	2008	15	DNR	9,450						
							ST334 - Subtotal	-	8,609	60,000	52,191	30,130	-
ST335	Surgical Technology												
ST335	PSVF	6498	OR Table & Attachments (Replace with Electric OR Table) (FY18 Perkins)	1989	15	2018	25,000	26,000					
ST335	PSVF	New Item - FY19	LAPAROSCOPIC SYSTEM W/CAMERA (FY19 PERKINS)	2019	TBD	2019	10,360		10,360				
ST335	PSVF	6501	Amsco 22080 Manual Surgery Table w stirrups, sockets, boards (DEFER)	2002	15	2020	10,285			21,218			
ST335	PSVF	New Item - FY19	Cystoscopy Set (DEFER)	2019	TBD	2020	10,000			10,300			
ST335	PSVF	New Item - FY19	LAPAROSCOPIC INSTRUMENT SET (DEFER)	2019	TBD	2020	20,000			20,600			
ST335	PSVF	New Item - FY19	LAPAROSCOPIC SYSTEM W/CAMERA (DEFER)	2019	TBD	2020	10,360			10,671			
ST335	PSVF	New Item - FY20	ALLEN YELLOW FIN	2020	TBD	2021	7,900				8,137		
ST335	PSVF	New Item - FY20	ELECTRIC BED, AMOSCO	2020	TBD	2021	21,700				22,351		
ST335	PSVF	F0000004495	LAPAROSCOPIC SYSTEM W/CAMERA	2015	8	2024	8,530						
ST335	PSVF	6503	Manual Operating Room Table w/footboard	2004	15	2025	7,850						
ST335	PSVF	F0000004496	STIRRUPS, ALLEN YELLOFIN (PAIR)	2015	10	2025	7,796						
ST335	PSVF	F0000004063	SURGICAL TABLE UPGRADE - PERKI	2012	15	2027	6,500						
ST335	PSVF	S105737	SURGEY TABLE, TORINO	2018	15	2033	9,594						
							ST335 - Subtotal	26,000	10,360	62,789	30,488	-	-
ST336	Busines Office												
ST336	PSVF	7831	LAT FILE-1 LIFT UP DR/FSC	2011	30	2041	1,017						
							ST336 - Subtotal	-	-	-	-	-	-
ST337	HVAC/R												
ST337	PSVF	New Item - FY19	VRF SYSTEM (FY19 PERKINS)	2019	TBD	2019	18,000		18,000				
ST337	PSVF	F0000003663	TRANE RTU BUNDLE 10 PCS. (DEFER)	2010	7	2020	4,059			6,967			
ST337	PSVF	F0000004560	HEAT PUMP, 3 TON - PACKAGE 4 (FY16 Perkins)	2015	5	2021	4,445				5,308		
ST337	PSVF	F0000003360	MCQUAY 10-TON CHILLER	2008	10	2023	7,230						11,074
							ST337 - Subtotal	-	18,000	6,967	5,308	-	11,074
ST338	Information Technology												
ST338	PSVF	NEW ITEM	On-line Lab Equipment	2015	5	2015	35,000						

Southeast Technical Institute
Other Capital Expenditures Program
2019 - 2023

RES CODE	FUND	ASSET ID	DESCRIPTION	FY ACQ.	EST. LIFE	ESTIMATED REPLCMNT	ACQ. COST	2018	2019	2020	2021	2022	2023
ST338	PSVF	New Item - Priority 1	IT Infrastructure (New Bldg)	2016		2016	150,000						
ST338	PSVF	7593	WIRELESS CONTROLLER, MERU, \$100,000 FOR PROJECT TOTAL (Access Points in Operating Budget) (DEFER)	2011	5	2016	10,908						
ST338	PSVF	7594	WIRELESS CONTROLLER, MERU, \$100,000 FOR PROJECT TOTAL (Access Points in Operating Budget) (DEFER)	2011	5	2016	10,908						
ST338	PSVF	New Item - FY17	3PAR STORAGE	2017	TBD	2017	12,000						
ST338	PSVF	New Item - FY17	HP StorOnce Backup Appliance	2017	TBD	2017	12,000						
ST338	PSVF	New Item - FY17	Load Balancer	2017	TBD	2017	14,000						
ST338	PSVF	7597	CHASSIS SWITCH	2011	5	2018	14,119	17,911					
ST338	PSVF	7991	CP80 Plus ID Card Printer	2012	6	2018	6,050	10,746					
ST338	PSVF	7613	HP PROLIANT BLADE G7	2011	4	2018	8,820	10,746					
ST338	PSVF	7614	HP PROLIANT BLADE G7	2011	4	2018	8,820	10,746					
ST338	PSVF	7770	HP STORAGEWORKS ULTRIUM TAPE L	2011	5	2018	6,300	7,761					
ST338	PSVF	7392	PROCURVE SWITCH 5412ZL-96G INT	2010	7	2018	20,280	23,881					
ST338	PSVF	7706	SERVER, HP PROLIANT BL460C G7	2012	4	2018	8,700	10,746					
ST338	PSVF	F0000003994	SERVER, HP PROLIANT BL460C G7	2012	4	2018	5,796	5,970					
ST338	PSVF	F0000003995	SERVER, HP PROLIANT BL460C G7	2012	4	2018	5,796	5,970					
ST338	PSVF	S084416	DELL SONICWALL NSA6600	2015	5	2019	48,867		55,000				
ST338	PSVF	42152	SERVER, HP BL460C BLADE	2014	5	2021	9,657				11,877		
ST338	PSVF	42153	SERVER, HP BL460C BLADE	2014	5	2021	9,657				11,877		
ST338	PSVF	42154	SERVER, HP BL460C BLADE	2014	5	2021	9,657				11,877		
ST338	PSVF	7912	SERVER, HP PROLIANT BL460C	2013	4	2021	12,595				15,955		
ST338	PSVF	7913	SERVER, HP PROLIANT BL460C	2013	4	2021	12,595				15,955		
ST338	PSVF	7914	SERVER, HP PROLIANT BL460C	2013	4	2021	12,596				15,956		
ST338	PSVF	7925	SERVER, HP PROLIANT BL460C	2013	4	2021	12,595				15,955		
ST338	PSVF	F0000004374	SERVER, HP PROLIANT BL460C (CC339)	2014	5	2021	10,501				12,915		
ST338	PSVF	F0000004370	SERVER, HP PROLIANT BL460C (CC339)	2014	5	2021	10,501				12,915		
ST338	PSVF	F0000004371	SERVER, HP PROLIANT BL460C (CC339)	2014	5	2021	10,501				12,915		
ST338	PSVF	F0000004372	SERVER, HP PROLIANT BL460C (CC339)	2014	5	2021	10,501				12,915		
ST338	PSVF	F0000004373	SERVER, HP PROLIANT BL460C (CC339)	2014	5	2021	10,501				12,915		
ST338	PSVF	42180	STORAGE ARRAY, HP 3PAR 7200	2014	5	2021	30,022				36,923		
ST338	PSVF	New Item	VIRTUAL DESKTOP SERVERS	2014	6	2021	40,000				49,195		
ST338	PSVF	S090219	3PAR STORAGE, HP	2016	5	2021	17,282				20,035		
ST338	PSVF	42073	APC Symmetra LX UPS	2013	5	2022	9,164					11,957	
ST338	PSVF	7598	APC Symmetra UPS	2011	6	2022	14,657					20,159	
ST338	PSVF	7771	APC SYMMETRA UPS LX 16kVA	2012	5	2022	13,370					20,159	
ST338	PSVF	7918	SWITCH, HP E5412-92G-PoE	2013	4	2022	8,330					10,869	
ST338	PSVF	42188	SWITCH, HP 2920-48G-POE	2015	5	2022	6,206					7,633	
ST338	PSVF	7916	SWITCH, HP E8212	2012	4	2022	32,288					53,757	
ST338	PSVF	42013	Switch, HP-5210	2013	5	2022	6,044					7,886	
ST338	PSVF	42014	Switch, HP-5210	2013	5	2022	6,044					7,886	
ST338	PSVF	S094645	BACKUP APPLIANCE	2016	5	2022	10,215					12,197	
ST338	PSVF		ONBOARD VIDEO CARDS (VIRTUALIZE SERVERS)	2016	5	2022	8,000					9,552	
ST338	PSVF	New Item	LCD DISPLAYS	2014	7	2023	15,000						19,572
ST338	PSVF	42170	MONDOPAD DISPLAY	2014	7	2023	5,090						6,641
ST338	PSVF	42171	MONDOPAD DISPLAY	2014	7	2023	5,090						6,641
ST338	PSVF	S096343	Switch, Aruba 5412R	2016	5	2023	22,312						27,441
ST338	PSVF	NEW ITEM	UPS	2014	7	2023	5,000						6,524
ST338	PSVF	7344	MITEL VOIP PHONE SYSTEM-BOX (CONTROLLER - \$40K)	2010	6	2023	77,879						110,739
ST338	PSVF	42577	SWITCH, ARUBA 2930M 48G	2017	5	2023	6,683						7,980
ST338	PSVF	F0000004167	Copier/Printer, Canon IR-C7055	2013	5	2024	26,750						
ST338	PSVF	42578	BACKUP APPLIANCE	2017	6	2024	8,095						
ST338	PSVF	F0000004093	Capture HD Recorder (CC321)	2013	10	2024	6,117						
ST338	PSVF	42580	SERVER, HP BL460C	2018	5	2024	13,428						
ST338	PSVF	42581	SERVER, HP BL460C	2018	5	2024	13,428						

Southeast Technical Institute
Other Capital Expenditures Program
2019 - 2023

RES CODE	FUND	ASSET ID	DESCRIPTION	FY ACQ.	EST. LIFE	ESTIMATED REPLCMNT	ACQ. COST	2018	2019	2020	2021	2022	2023
ST338	PSVF	42582	SERVER, HP BL460C	2018	5	2024	13,428						
ST338	PSVF	42583	SERVER, HP BL460C	2018	5	2024	13,428						
ST338	PSVF	42584	SERVER, HP BL460C	2018	5	2024	13,428						
ST338	PSVF	S099330	SOUND SYSTEM - HUB AUDITORIUM	2017	15	2032	37,491						
ST338	PSVF	S096978	PROJECTION SCREEN - HUB	2017	20	2037	6,294						
ST338	PSVF	S096978	PROJECTION SCREEN - HUB	2017	20	2037	6,294						
							ST338 - Subtotal	104,480	55,000	-	270,180	162,054	185,538
ST339	Networking												
ST339	PSVF	New Item	LinkRunner AT	2014	4	2018	6,000	6,753					
ST339	PSVF	New Item - FY18	Switches	2018	4	2018	18,000	18,000					
ST339	PSVF	New Item	Access Points	2014	8	2024	15,000						
ST339	PSVF	New Item	Routers	2014	8	2024	7,200						
ST339	PSVF	New Item	Servers	2014	8	2024	15,000						
							ST339 - Subtotal	24,753	-	-	-	-	-
ST344	Law Enforcement Science												
ST344	PSVF	New Item - FY17	Patrol Car w/equipment (From SD Surplus) (DEFER)	2017	TBD	2023	10,000						11,941
ST344	PSVF	New Item - FY17	Patrol Car w/equipment (From SD Surplus) (DEFER)	2017	TBD	2023	10,000						11,941
ST344	PSVF	F0000004498	MILO RANGE TRAINING SYSTEM	2014	10	2024	24,640						
ST344	PSVF	F0000004213	Classic Mat 30' x 30'	2013	15	2028	5,589						
							ST344 - Subtotal	-	-	-	-	-	23,881
ST345	Collision Repair & Refinish Technology												
ST345	PSVF	6265	2002 Dodge Intrepid	2003	10	2013	16,000						
ST345	PSVF	6566	Spray paint booth	1998	20	2015	39,500						
ST345	PSVF	6577	PP6 Phrophet Computer Colorized Color Reading Computer (Provided by Paint Vendor)	2001	15	2015	7,000						
ST345	PSVF	6578	Dupont MA-90 Chromavision Color Matching Computer (Provided by Paint Vendor)	2001	15	2015	6,600						
ST345	PSVF	S099611	ADPKT - Aluminum Repair Kit (FY17 Perkins Funded Item) - Encumbered @ \$10,326.30	2017	TBD	2017	11,500						
ST345	PSVF	S099856	Downdraft Weld Fume Extractor (FY17 Perkins Funded Item) - Encumbered @ \$8,769.18	2017	TBD	2017	9,300						
ST345	PSVF	S099856	Downdraft Weld Fume Extractor (FY17 Perkins Funded Item) - Encumbered @ \$8,769.18	2017	TBD	2017	9,300						
ST345	PSVF	S099856	Downdraft Weld Fume Extractor (FY17 Perkins Funded Item) - Encumbered @ \$8,769.18	2017	TBD	2017	9,300						
ST345	PSVF	S099856	Downdraft Weld Fume Extractor (FY17 Perkins Funded Item) - Encumbered @ \$8,769.18	2017	TBD	2017	9,300						
ST345	PSVF	S099856	Downdraft Weld Fume Extractor (FY17 Perkins Funded Item) - Encumbered @ \$8,769.18	2017	TBD	2017	9,300						
ST345	PSVF	New Item - Priority 2	Island Clean Air Duster	2018		2018	8,750	8,750					
ST345	PSVF	New Item - FY17	Downdraft Weld Fume Extractor	2017	TBD	2018	9,300	9,579					
ST345	PSVF	New Item - FY17	Downdraft Weld Fume Extractor	2017	TBD	2018	9,300	9,579					
ST345	PSVF	New Item - FY17	Downdraft Weld Fume Extractor	2017	TBD	2018	9,300	9,579					
ST345	PSVF	New Item - FY17	Downdraft Weld Fume Extractor	2017	TBD	2018	9,300	9,579					
ST345	PSVF	New Item - FY17	Downdraft Weld Fume Extractor	2017	TBD	2018	9,300	9,579					
ST345	PSVF	New Item - Priority 2	Island Clean Air Duster	2018		2018	8,750	8,750					
ST345	PSVF	New Item - Priority 2	Island Clean Air Duster	2018		2018	8,750	8,750					
ST345	PSVF	New Item - Priority 2	Island Clean Air Duster	2018		2018	8,750	8,750					
ST345	PSVF	New Item - Priority 2	Island Clean Air Duster	2018		2018	8,750	8,750					
ST345	PSVF	New Item - FY19	FRONT CLIP TRAINING AIDS (FY19 PERKINS)	2019	TBD	2019	5,000		5,000				
ST345	PSVF	New Item - FY19	FRONT CLIP TRAINING AIDS (FY19 PERKINS)	2019	TBD	2019	5,000		5,000				
ST345	PSVF	New Item - FY19	FRONT CLIP TRAINING AIDS (FY19 PERKINS)	2019	TBD	2019	5,000		5,000				
ST345	PSVF	New Item - FY19	FRONT CLIP TRAINING AIDS (FY19 PERKINS)	2019	TBD	2019	5,000		5,000				
ST345	PSVF	New Item - FY19	Downdraft Weld Fume Extractor (FY19 PERKINS)	2019	TBD	2019	9,000		9,000				
ST345	PSVF	New Item - FY19	Downdraft Weld Fume Extractor (FY19 PERKINS)	2019	TBD	2019	9,000		9,000				

Southeast Technical Institute
Other Capital Expenditures Program
2019 - 2023

RES CODE	FUND	ASSET ID	DESCRIPTION	FY ACQ.	EST. LIFE	ESTIMATED REPLCMNT	ACQ. COST	2018	2019	2020	2021	2022	2023
ST345	PSVF	New Item - FY20	FRONT CLIP TRAINING AIDS	2020	TBD	2020	5,000			5,000			
ST345	PSVF	New Item - FY20	TOOL KIT, INSTRUCTOR	2020	TBD	2020	40,000			40,000			
ST345	PSVF	New Item - FY19	DENT REPAIR STATIONS (ADPKIT) (DEFER)	2019		2020	11,500			11,845			
ST345	PSVF	New Item - FY19	DENT REPAIR STATIONS (ADPKIT) (DEFER)	2019		2020	11,500			11,845			
ST345	PSVF	New Item - FY19	SUSPENSION MEASING SYSTEM (DEFER)	2019		2020	35,000			36,050			
ST345	PSVF	New Item - FY19	FRESH AIR PAINT SYSTEM (DEFER)	2019	TBD	2020	14,000			14,420			
ST345	PSVF	New Item - FY19	FRESH AIR PAINT SYSTEM (DEFER)	2019	TBD	2020	14,000			14,420			
ST345	PSVF	New Item - FY19	FRESH AIR PAINT SYSTEM (DEFER)	2019	TBD	2020	14,000			14,420			
ST345	PSVF	New Item - FY19	DENT STATIONS (DEFER)	2019	TBD	2020	10,500			10,815			
ST345	PSVF	New Item - FY19	MIG AL, MIG BRAZING (CHIEF ELEKTRON) (DEFER)	2019	TBD	2020	11,500			11,845			
ST345	PSVF	New Item - FY19	MIG AL, MIG BRAZING (CHIEF ELEKTRON) (DEFER)	2019	TBD	2020	11,500			11,845			
ST345	PSVF	New Item - FY19	Downdraft Stations, Portable (DEFER)	2019	TBD	2020	12,500			12,875			
ST345	PSVF	New Item - FY19	Downdraft Stations, Portable (DEFER)	2019	TBD	2020	12,500			12,875			
ST345	PSVF	New Item - FY19	Downdraft Stations, Portable (DEFER)	2019	TBD	2020	12,500			12,875			
ST345	PSVF	New Item - FY19	Downdraft Stations, Portable (DEFER)	2019	TBD	2020	12,500			12,875			
ST345	PSVF	New Item - FY17	ADPKT - Aluminum Repair Kit (DEFER)	2017	TBD	2020	11,500			12,566			
ST345	PSVF	F0000003413	SPOT WELDER, A.R.C. MANUFACT. (DEFER)	2009	10	2020	8,895			38,003			
ST345	PSVF	New Item - FY19	FRESH AIR PAINT SYSTEM (DEFER)	2019	TBD	2021	14,000				14,853		
ST345	PSVF	New Item - FY19	FRESH AIR PAINT SYSTEM (DEFER)	2019	TBD	2021	14,000				14,853		
ST345	PSVF	New Item - FY19	FRESH AIR PAINT SYSTEM (DEFER)	2019	TBD	2021	14,000				14,853		
ST345	PSVF	New Item - FY19	Paint Simulator (DEFER)	2019	TBD	2021	32,000				33,949		
ST345	PSVF	New Item - FY19	Paint Simulator (DEFER)	2019	TBD	2021	32,000				33,949		
ST345	PSVF	6255	1998 Dodge Intrepid (WHITE)	2000	10	2021	15,000				26,095		
ST345	PSVF	F0000004546	DUSTER, 3000 PORTABLE DUST CTRL	2015	5	2021	6,800				8,120		
ST345	PSVF	F0000004547	DUSTER, 3000 PORTABLE DUST CTRL	2015	5	2021	6,800				8,120		
ST345	PSVF	F0000004548	DUSTER, 3000 PORTABLE DUST CTRL	2015	5	2021	6,800				8,120		
ST345	PSVF	F0000004549	DUSTER, 3000 PORTABLE DUST CTRL	2015	5	2021	6,800				8,120		
ST345	PSVF	New Item - FY19	Welding Simulator (DEFER)	2019	TBD	2021	60,000				63,654		
ST345	PSVF	NEW ITEM - FY19	WELDER, NITROGEN (DEFER)	2019	10	2021	5,600				5,941		
ST345	PSVF	NEW ITEM - FY19	WELDER, NITROGEN (DEFER)	2019	10	2021	5,600				5,941		
ST345	PSVF	F0000003885	RESISTANCE SPOT WELDER	2011	10	2022	13,446					40,317	
ST345	PSVF	F0000004003	WELDER,LINCOLN POWER MIG 350MP	2012	10	2023	5,644						10,382
ST345	PSVF	F0000004004	WELDER,LINCOLN POWER MIG 350MP	2012	10	2023	5,644						10,382
ST345	PSVF	6580	Chief Domestic Velocity Kit	2004	20	2024	27,941						
ST345	PSVF	42316	MEASURING SYSTEM, CAR-O-LINER	2015	10	2025	42,268						
ST345	PSVF	S094545	Hot Water / Pressure Washer (GX-390)	2016	10	2026	7,059						
ST345	PSVF	S094545	Hot Water / Pressure Washer (GX-390)	2016	10	2026	7,059						
ST345	PSVF	S094581	Island Clean Air Duster (FY17 BOUGHT FY16)	2016	10	2026	8,241						
ST345	PSVF	S094581	Island Clean Air Duster (FY17 BOUGHT FY16)	2016	10	2026	8,241						
ST345	PSVF	S094581	Island Clean Air Duster (FY17 BOUGHT FY16)	2016	10	2026	8,241						
ST345	PSVF	S094581	Island Clean Air Duster (FY17 BOUGHT FY16)	2016	10	2026	8,241						
ST345	PSVF	S094075	Hydraulic Metal Shear (SH-8014) (FY17 BOUGHT FY16)	2016	10	2026	14,121						
ST345	PSVF	F0000004828	Welder - Hybrid Aluminum Spot	2016	10	2026	18,473						
ST345	PSVF	F0000004829	Welder - Hybrid Aluminum Spot	2016	10	2026	18,473						
ST345	PSVF	F0000004830	Welder, Dual Pulse MIG	2016	10	2026	9,088						
ST345	PSVF	F0000004831	Welder, Dual Pulse MIG	2016	10	2026	9,088						
ST345	PSVF	S091964	Hydraulic Hoist, 12,000lb - (CL12)	2016	10	2026	6,228						
ST345	PSVF	S091964	Hydraulic Hoist, 12,000lb - (CL12)	2016	10	2026	6,228						
ST345	PSVF	S092246	Spot Welder, Pro Spot i5 Smart Resistance	2016	10	2026	30,070						
ST345	PSVF	S092246	Spot Welder, Pro Spot i5 Smart Resistance	2016	10	2026	30,070						
ST345	PSVF	6582	Scotchman Ironworker w3/8 rnd punch & die set; single phase motor, 5hp 239v w/shipping, 5014-CM punch & die set; single phase motor, 5hp 239v w/shipping, 5014-CM	2007	20	2027	6,991						
ST345	PSVF	S101513	WELDER, NITROCELL	2017	10	2027	5,499						
ST345	PSVF	S101705	WELDER, FUZER NITROGEN	2017	10	2027	5,490						
ST345	PSVF	F0000003719	CURTIN SPRAY WALLS	2010	20	2030	8,190						

Southeast Technical Institute
Other Capital Expenditures Program
2019 - 2023

RES CODE	FUND	ASSET ID	DESCRIPTION	FY ACQ.	EST. LIFE	ESTIMATED REPLCMNT	ACQ. COST	2018	2019	2020	2021	2022	2023
ST369	Phlebotomy/Patient Care Technician												
ST369	PSVF	7486	ACCUVEIN AV300 VEIN VIEWING SY	2010	10	2021	4,389				5,871		
							ST369 - Subtotal	-	-	-	5,871	-	-
ST370	Early Childhood												
ST370	PSVF	F00000004752	Hatch, We Play Smart Table Hatch	2016	20	2036	8,645						
							ST370 Subtotal	-	-	-	-	-	-
ST372	Scarborough Childcare Center												
ST372	CC	6787	Play Village	1991	30	2015	6,000						
ST372	CC	6789	1991 Blue Ford Collins Van (SETI 35)	2002	20	2015	6,800						
							ST372 - Subtotal	-	-	-	-	-	-
ST374	Land Surveying Science Technology												
ST374	PSVF	F00000004717	Xerox 7400 Laser Printer - S092598	2016	5	2022	5,499					6,566	
ST374	PSVF	F00000004718	Xerox 7400 Laser Printer - S092598	2016	5	2022	5,499					6,566	
ST314	PSVF	42289	TRIMBLE R10 GPS UNIT	2014	8	2023	12,750						16,636
ST314	PSVF	42290	TRIMBLE R10 GPS UNIT	2014	8	2023	12,750						16,636
ST314	PSVF	42291	TRIMBLE R10 GPS UNIT	2014	8	2023	12,750						16,636
ST374	PSVF	F00000004470	TRIMBLE R10 GPS UNIT	2015	8	2024	12,750						
ST374	PSVF	F00000004471	TRIMBLE R10 GPS UNIT	2015	8	2024	12,750						
ST374	PSVF	F00000004476	TRIMBLE S6 ROBOTIC TOTAL STATION	2015	8	2024	16,249						
ST374	PSVF	F00000004477	TRIMBLE S6 ROBOTIC TOTAL STATION	2015	8	2024	16,249						
ST374	PSVF	F00000004538	TRIMBLE R10 INTERNAL 410-470 M	2015	8	2024	12,750						
							ST374 - Subtotal	-	-	-	-	13,132	49,908
ST376	RN												
ST376	PSVF	F00000004176	Human Patient Simulator, ISTAN	2013	15	2028	89,264						
							ST376 - Subtotal	-	-	-	-	-	-
ST377	Welding												
ST377	PSVF	6911	WELDER, LINCOLN POWERWAVE 455	2000	10	2010	5,806						
ST377	PSVF	6918	WRAP AROUND BENDER TESTER	2004	10	2014	8,433						
ST377	PSVF	6928	BANDSAW, HEM SIDEWINDER	2005	10	2015	12,258						
ST377	PSVF	42270	SHEAR, HYDRAULIC PLATE (FY19 PERKINS)	2012	10	2019	24,465						
ST377	PSVF	New Item - FY19	WELDERS (LINCOLN S350 OR MILLER ACCESS 450) (FY19 PERKINS)	2019	TBD	2019	9,375		50,000				
ST377	PSVF	New Item - FY19	WELDERS (LINCOLN S350 OR MILLER ACCESS 450) (DEFER)	2019	TBD	2020	9,375		9,375				
ST377	PSVF	New Item - FY19	WELDERS (LINCOLN S350 OR MILLER ACCESS 450) (DEFER)	2019	TBD	2020	9,375			9,656			
ST377	PSVF	New Item - FY19	WELDERS (LINCOLN S350 OR MILLER ACCESS 450) (DEFER)	2019	TBD	2020	9,375			9,656			
ST377	PSVF	New Item - FY19	WELDERS (LINCOLN S350 OR MILLER ACCESS 450) (DEFER)	2019	TBD	2020	9,375			9,656			
ST377	PSVF	New Item - FY19	WELDERS (LINCOLN S350 OR MILLER ACCESS 450) (DEFER)	2019	TBD	2020	9,375			9,656			
ST377	PSVF	New Item - FY19	WELDERS (LINCOLN S350 OR MILLER ACCESS 450) (DEFER)	2019	TBD	2020	9,375			9,656			
ST377	PSVF	New Item - FY19	WELDERS (LINCOLN S350 OR MILLER ACCESS 450) (DEFER)	2019	TBD	2020	9,375			9,656			
ST377	PSVF	New Item - FY19	WELDERS (LINCOLN S350 OR MILLER ACCESS 450) (DEFER)	2019	TBD	2020	9,375			9,656			
ST377	PSVF	New Item - FY19	Welding Simulator - Lincoln (DEFER)	2019	TBD	2021	60,000					63,654	
ST377	PSVF	F00000004390	ULTRASONIC FLAW DETECTOR-EPOCH 600	2014	6	2021	6,395					7,865	
ST377	PSVF	7363	WELDER, LINCOLN POWERWAVE S350	2010	10	2021	6,485					8,461	
ST377	PSVF	7364	WELDER, LINCOLN POWERWAVE S350	2010	10	2021	6,485					8,461	
ST377	PSVF	7361	WELDER, MILLER DYNASTY 350	2010	10	2021	5,799					7,566	
ST377	PSVF	7362	WELDER, MILLER DYNASTY 350	2010	10	2021	5,799					7,566	
ST377	PSVF	6806	Nikon Optical Comparator model V-16D	1992	30	2023	14,000						23,532
ST377	PSVF	42106	LINCOLN POWER WAVE 350	2013	10	2024	7,600						
ST377	PSVF	42107	LINCOLN POWER WAVE 350	2013	10	2024	7,600						
ST377	PSVF	42108	LINCOLN POWER WAVE 350	2013	10	2024	7,600						

Southeast Technical Institute
Other Capital Expenditures Program
2019 - 2023

RES CODE	FUND	ASSET ID	DESCRIPTION	FY ACQ.	EST. LIFE	ESTIMATED REPLCMNT	ACQ. COST	2018	2019	2020	2021	2022	2023
ST377	PSVF	42109	LINCOLN POWER WAVE 350	2013	10	2024	7,600						
ST377	PSVF	42110	LINCOLN POWER WAVE 350	2013	10	2024	7,600						
ST377	PSVF	42111	LINCOLN POWER WAVE 350	2013	10	2024	7,600						
ST377	PSVF	42082	MILLER DYNASTY 350	2013	10	2024	6,700						
ST377	PSVF	42083	MILLER DYNASTY 350	2013	10	2024	6,700						
ST377	PSVF	42084	MILLER DYNASTY 350	2013	10	2024	6,700						
ST377	PSVF	42085	MILLER DYNASTY 350	2013	10	2024	6,700						
ST377	PSVF	42086	MILLER DYNASTY 350	2013	10	2024	6,700						
ST377	PSVF	42087	MILLER DYNASTY 350	2013	10	2024	6,700						
ST377	PSVF	42088	MILLER DYNASTY 350	2013	10	2024	6,700						
ST377	PSVF	7067	LATHE, BIRMINGHAM	2009	15	2024	7,000						
ST377	PSVF	6886	Optical Comparator System	1994	30	2024	22,000						
ST377	PSVF	6870	ACCA Punch Press	1996	30	2025	20,000						
ST377	PSVF	F0000004574	CNC CUTTING SYSTEM TORCHMATE	2015	10	2025	13,721						
ST377	PSVF	42090	FLEXTEC 450	2013	12	2025	6,000						
ST377	PSVF	42098	FLEXTEC 450	2013	12	2025	6,000						
ST377	PSVF	42099	FLEXTEC 450	2013	12	2025	6,000						
ST377	PSVF	F0000004576	IRON WORKER, SCOTCHAMN D0150	2015	10	2025	36,061						
ST377	PSVF	F0000004573	PLASMA CUTTER, POWERMAX 125	2015	10	2025	6,262						
ST377	PSVF	F0000004577	WELDER TRAINING SYSTE, VRTEX	2015	10	2025	56,010						
ST377	PSVF	F0000004785	HemSaw Bandsaw	2016	10	2026	20,143						
ST377	PSVF	F0000004787	MAGICWAVE WELDING POWERSOURCE	2016	10	2026	11,362						
ST377	PSVF	F0000004788	MIG/MAG MULTI-PROCESS WELDING	2016	10	2026	19,111						
ST377	PSVF	F0000004515	MILLER INVSION 450 MPA PACKAG	2015	12	2027	7,168						
ST377	PSVF	F0000004516	MILLER PIPE WORX WELDING SYSTE	2015	12	2027	8,723						
ST377	PSVF	6822	Wellsaw Model 1118 Horizontal Bandsaw	1997	30	2027	6,000						
ST377	PSVF	6812	SWI Trak DPM CNC Milling Machine	1998	30	2028	33,523						
ST377	PSVF	6843	Oakamoto Linear manual 6/12 surface grinder	1999	30	2029	14,920						
ST377	PSVF	F0000003693	ACER VERTICAL MILL	2010	30	2040	7,316						
ST377	PSVF	42112	LINCOLN POWER WAVE C300	2013	10	DNR	5,300						
ST377	PSVF	42113	LINCOLN POWER WAVE C300	2013	10	DNR	5,300						
ST377	PSVF	42114	LINCOLN POWER WAVE C300	2013	10	DNR	5,300						
ST377	PSVF	42115	LINCOLN POWER WAVE C300	2013	10	DNR	5,300						
ST377	PSVF	42116	LINCOLN POWER WAVE C300	2013	10	DNR	5,300						
ST377	PSVF	42117	LINCOLN POWER WAVE C300	2013	10	DNR	5,300						
							ST377 - Subtotal	-	59,375	67,594	103,575	-	23,532
ST378	Plumbing												
ST378	PSVF	New Item - FY18	Power Pipe Cutter (DEFER TO FY19)	2018	TBD	2018	6,000	6,000					
ST378	PSVF	New Item - FY18	Commercial Kitchen Equipment (DEFER TO FY20)	2018	TBD	2018	25,000	25,000					
ST378	PSVF	New Item - FY19	Power Pipe Cutter (FY19 PERKINS)	2019	TBD	2019	6,000		6,000				
ST378	PSVF	New Item - FY18	Commercial Kitchen Equipment	2020	TBD	2020	25,000			25,000			
							ST378 - Subtotal	31,000	6,000	25,000	-	-	-
ST379	Electrician												
ST379	PSVF	New Item - FY19	SINGLE MAN ARIAL LIFT (FY19 PERKINS)	2019	TBD	2019	14,550		14,550				
ST379	PSVF	New Item - FY19	BOOM TRUCK, F-550 (DEFER)	2019	TBD	2020	100,000			103,000			
ST379	PSVF	F0000004826	CAMERA, FLUKE THERMAL IMAGING	2016	10	2026	6,616						
ST379	PSVF	F0000004806	UTILITY LOCATING SYSTEM	2016	10	2026	5,419						
ST379	PSVF	F0000004805	TRENCHER, WALK-BEHIND	2016	15	2031	17,398						
ST379	PSVF	F0000004757	CONDUIT BENDER, GREENLEE	2016	20	2036	6,629						
ST379	PSVF	F0000004754	SCISSOR LIFT, 24-26' ELECTRIC	2016	20	2036	14,100						
ST379	PSVF	F0000004827	THREADER, RIDGID 535A	2016	20	2036	6,940						
							ST379 - Subtotal	-	14,550	103,000	-	-	-

Southeast Technical Institute
Other Capital Expenditures Program
2019 - 2023

RES CODE	FUND	ASSET ID	DESCRIPTION	FY ACQ.	EST. LIFE	ESTIMATED REPLCMNT	ACQ. COST	2018	2019	2020	2021	2022	2023
ST386	Landscape Design Technology												
ST386	PSVF	New Item - FY20	POWER BUGGY, 16 CU FT, 13HP ELECTRIC START	2020	TBD	2020	9,795			9,795			
ST386	PSVF	New Item - FY19	16' TRAILER (DEFER)	2019	TBD	2020	6,811			7,015			
ST386	PSVF	New Item - FY19	PAVER PLACER (DEFER)	2019	TBD	2020	5,800			5,974			
ST386	PSVF	F0000004328	PRINTER, DESIGNJET T2300 PS	2014	5	2021	9,840				12,102		
ST386	PSVF	New Item - FY20	SODCUTTER, 18"	2020	TBD	2021	5,385				5,547		
ST386	PSVF	New Item - FY21	MINI EXCAVATOR	2021	TBD	2022	42,000					43,260	
ST386	PSVF	New Item - FY20	TRAC LOADER	2020	TBD	2024	58,000						
ST386	PSVF	4112	Backhoe Attachment - Bobcat 8811	2013	20	2024	13,232						
ST386	PSVF	F0000004394	NURSERY JAWS ATTACHMENT	2014	20	2034	6,145						
ST386	PSVF	F0000004756	Plate Packer, Weber CR-7 Reversible	2016	20	2036	11,990						
							ST386 - Subtotal	-	-	22,784	17,649	43,260	-
ST387	Sports Turf Management												
ST387	PSVF	F0000004006	SPREADER/SPRAYER PERMA TRIUMPH (DEFER)	2012	8	2020	7,000			8,867			
ST387	PSVF	New Item - FY19	Toror Greensmater 1000 (DEFER)	2019	TBD	2020	8,900			9,167			
ST387	PSVF	New Item - FY19	FAIRWAY MOWER, Jacobsen Green King IV (DEFER)	2019	TBD	2021	50,000				53,045		
ST387	PSVF	New Item - FY23	GREENS MOWER, Ferig Walkmower	2023	TBD	2024	9,500						
ST387	PSVF	F0000004062	MOWER, TORO GROUNDSMASTER	2012	12	2024	31,416						
ST387	PSVF	4208	Grinder, Foley Bedknife	2013	15	2028	17,000						
ST387	PSVF	4209	Grinder, Foley Spin-relief	2013	15	2028	19,000						
ST387	PSVF	F0000004313	JD GATOR UTILITY VEHICLE	2014	15	2029	9,367						
ST387	PSVF	F0000004750	AERIFIER, PROCORE 648	2016	15	2031	22,258						
							ST387 - Subtotal	-	-	18,034	53,045	-	-
							OCEP - PSVF	467,583	593,350	1,593,459	1,426,963	1,591,065	1,602,148
							OCEP - BOOKSTORE	-	-	-	-	-	-
							OCEP - FOOD SERVICE	-	-	-	-	-	-
							OCEP - CHILDCARE	-	-	-	-	-	-
							OCEP All Funds	467,583	593,350	1,593,459	1,426,963	1,591,065	1,602,148
							Subtotal	467,583	593,350	1,593,459	1,426,963	1,591,065	1,602,148

Capital Improvements Overview

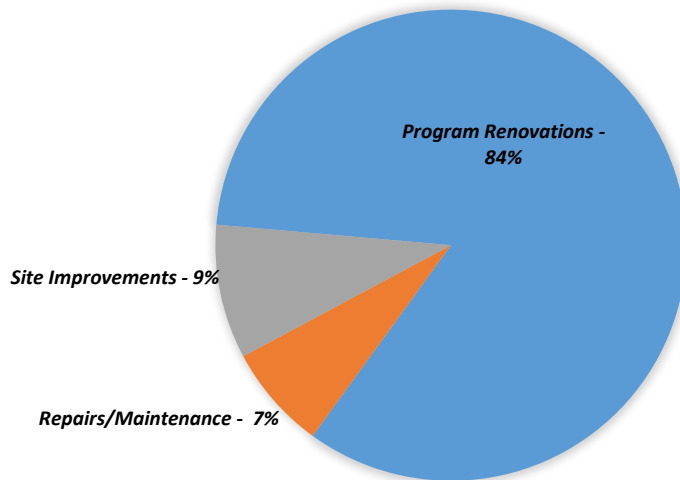
The Post-Secondary Vocational Fund is the primary funding source for capital (infrastructure) improvements. Capital Improvements include projects with a contracted amount in excess of \$20,000.

FY19 Capital Improvement Expenditures

\$1,578,919 Total Uses

\$1,578,919 – Capital Improvements

- Program Renovations, \$1,320k
- Repairs/Maintenance, \$113.6k
- Site Improvements, \$145.3k



FY19 Capital Improvements Funding Sources

\$1,578,919 Total Sources

\$578,919 – Student Fees

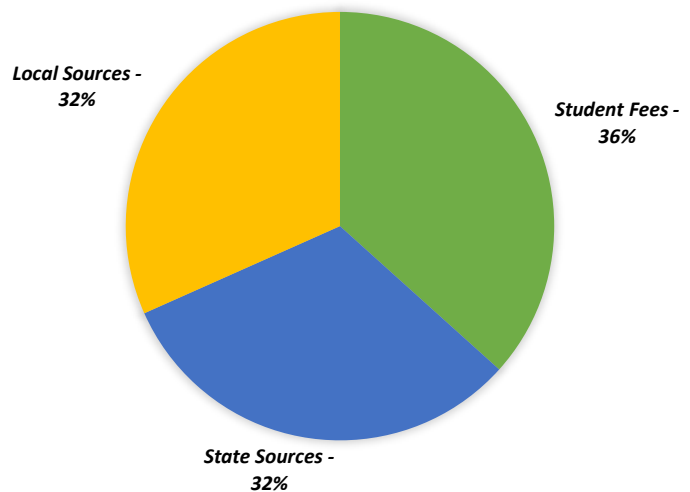
- State BOTE Fees, \$289k
- Local Fees, \$289k

\$500,000 – State Sources

- GOED - \$500k

\$500,000 – Local Sources

- Donations - \$500k



Capital Improvement Plan
Summary by Project
FY18 - FY23

PROJECT DESCRIPTION	BUILDING	CATEGORY	2018	FY18 - YTD	2019	2020	2021	2022	2023	HOLDS
FACILITY/PROGRAM RENOVATION RESERVE:										
RESERVE FOR FUTURE NEEDS/PROJECTS	CAMPUS	FPRR	-				-	-		-
<i>Subtotal - Facility/Program Renovation Reserve</i>			-		-	-	-	-		-
PROGRAM RENOVATIONS:										
POOLED PROJECTS - CONSTRUCTION	CAMPUS	PR	50,000	11,547	50,000	50,000	50,000	50,000	50,000	-
CONSTRUCT AN OUTDOOR CLASSROOM FACILITY FOR LANDSCAPE/TURF	CAMPUS	PR	-		-	-	-	-	-	150,000
DATA/NETWORK CABLE UPGRADES	CAMPUS	PR	-		-	-	-	100,000	-	-
WOOD COLLISION RENOVATION - PSVF FUNDS (Supplement in FY18 if needed)	ED WOOD	PR	-		-	-	-	-	-	-
RENOVATE WC 204 - WC207, ADDITION - VET TECH.	ED WOOD	PR	-		1,270,000	-	-	-	-	-
A/E VET TECH RENOVATION	ED WOOD	PR	-		100,000	-	-	-	-	-
RENOVATE HC226, HC227 FOR MICROBIOLOGY/PHYSIOLOGY LAB.	HEALTH	PR	-		-	-	-	-	-	338,000
RENOVATE HC136 (Defer to FY20)	HEALTH	PR	-		-	102,938	-	-	-	-
RENOVATE MC121, MC122, MC123 - GED TESTING CENTER, CLASSROOM SPACE	MICKELSON	PR	-		-	-	-	-	-	143,000
RENOVATE MC202J - Visitor Lounge	MICKELSON	PR	-		-	-	-	-	-	-
NEW BUILDING - CHANGE ORDERS	HUB	PR		288,488						
FIRE - INSURANCE REIMBURSEABLE	CAMPUS	PR		60,322						
RENOVATE MC208 (BUSINESS OFFICE AREA) (Move to HOLD...FB Reserve)	MICKELSON	PR	286,109	-	-	-	-	-	-	286,109
<i>Subtotal - Program Renovations</i>			336,109	360,357	1,420,000	152,938	50,000	150,000	50,000	917,109
REPAIRS/MAINTENANCE - FACILITY LIFE CYCLE										
POOLED PROJECTS - MAINTENANCE	CAMPUS	RM-FLC	55,613	34,533	60,000	75,000	100,000	100,000	100,000	-
ROOFING REPLACEMENT - ED WOOD (HORT WING - RF7)	ED WOOD	RM-FLC	23,897	24,629	-	-	-	-	-	-
ROOFING REPLACEMENT - ED WOOD (HORT WING - RF6)	ED WOOD	RM-FLC	67,234	69,294	-	-	-	-	-	-
ROOFING REPLACEMENT - HEALTH BUILDING	HEALTH	RM-FLC	80,830	83,307	-	-	-	-	-	-
PARKING LOT REPLACEMENT (ASPHALT) - ED WOOD (SOUTH)	ED WOOD	RM-FLC	-		-	377,018	-	-	-	-
ROOFING REPLACEMENT - ED WOOD STORAGE	ED WOOD	RM-FLC	-		-	-	-	38,640	-	-
ROOFING REPLACEMENT - JOINT USE	JU	RM-FLC	-		-	-	-	450,959	-	-
PARKING LOT REPLACEMENT (ASPHALT) - JOINT USE FACILITY	JU	RM-FLC	-		-	-	654,735	-	-	-
AIR CONDITIONING SYSTEM - REPLACE (JOINT USE)	JU	RM-FLC	-		-	-	-	381,684	-	-
<i>Subtotal - Facility Life Cycle</i>			227,574	211,764	60,000	452,018	754,735	971,283	100,000	-
SITE IMPROVEMENTS:										
LANDSCAPE/HARDSCAPE PROJECTS	CAMPUS	SI	5,000		50,000	50,000	50,000	50,000	50,000	-
EXTERIOR LED LIGHTING STUDY (BUILDING, PARKING, PEDESTRIAN)	CAMPUS	SI	-		10,000	-	-	-	-	-
CRACK SEAL PARKING LOTS	CAMPUS	SI	17,816		18,440	19,086	19,945	20,843	21,782	-
CHIP SEAL PARKING LOT - MICKELSON (Defer to FY20)	CAMPUS	SI	-		-	77,800	-	-	-	-
CHIP SEAL PARKING LOT - HEALTH (SOUTH) (Defer to FY21)	CAMPUS	SI	-		-	-	65,525	-	-	-
CHIP SEAL PARKING LOT - ED WOOD (EAST), MICKELSON (SOUTH) (Defer to FY22)	CAMPUS	SI	-		-	-	-	43,750	-	-
ASPHALT REPAIR	CAMPUS	SI	35,555	23,000	37,155	38,827	40,574	42,400	44,308	-
CONCRETE REPAIR	CAMPUS	SI	28,444		29,724	31,052	32,450	33,910	35,436	-
CAREER AVENUE - CURB/GUTTER (STI SHARE) (Defer by 1 year)	CAMPUS	SI	-		-	-	300,000	200,000	300,000	-
<i>Subtotal - Site Improvements</i>			86,815	23,000	145,319	216,765	508,494	390,903	451,526	-
TOTAL - ALL PROJECT TYPES			650,498	595,121	1,625,319	821,721	1,313,229	1,512,186	601,526	917,109
MISCELLANEOUS REPAIRS/MAINTENANCE (COST CENTER - 334)	CAMPUS	RM-FLC	53,600	21,871	53,600	91,300	95,500	99,750	104,250	-

POST SECONDARY - BOOKSTORE FUND

	FY18 BUDGET	FY19 BUDGET	INCREASE / (DECREASE)	% INCREASE / (DECREASE)
REVENUE:				
Tuition & Fees	-	-	-	0.0%
Other Local Rev	2,550,520	2,625,000	74,480	2.9%
State	-	-	-	0.0%
Federal	-	-	-	0.0%
Transfers In	-	-	-	0.0%
TOTAL	\$ 2,550,520	\$ 2,625,000	\$ 74,480	2.9%
EXPENDITURES:				
Regular Salaries	96,021	97,953	1,932	2.0%
Instructor - Hourly/Adjunct	-	-	-	0.0%
Hourly Pay	35,000	50,000	15,000	42.9%
Early Retirement	-	-	-	0.0%
Retirement Benefits	15,784	17,195	1,411	8.9%
Insurance Benefits	24,630	25,240	610	2.5%
Professional Svcs	-	-	-	0.0%
Property Svcs & Insurance	-	-	-	0.0%
Transportation Svcs	-	-	-	0.0%
Communication Svcs	-	-	-	0.0%
Advertising	-	-	-	0.0%
Printing	-	-	-	0.0%
Utilities	-	-	-	0.0%
Repair & Maintenance	-	-	-	0.0%
Supplies & Materials	2,287,600	2,328,700	41,100	1.8%
Library Books	-	-	-	0.0%
Subscriptions	-	-	-	0.0%
Dues & Fees	35,000	35,000	-	0.0%
Miscellaneous	-	-	-	0.0%
Uncollectible Tuition/Fees	40,000	40,000	-	0.0%
Depreciation	15,000	20,177	5,177	34.5%
Subtotal - Operating	\$ 2,549,035	\$ 2,614,265	\$ 65,230	2.6%
Building Improvements - Base	-	-	-	0.0%
Building Improvements - New	-	-	-	0.0%
Land Improvements	-	-	-	0.0%
Equipment	-	-	-	0.0%
Technology	-	-	-	0.0%
Subtotal - Capital	\$ -	\$ -	\$ -	0.0%
TOTAL	\$ 2,549,035	\$ 2,614,265	\$ 65,230	2.6%
BEGINNING RETAINED EARNINGS - BUDGET	1,770,519	1,998,282	227,763	12.9%
PRIOR YEAR BUDGET/ACTUAL VARIANCE	226,278	1,485	(224,793)	-99.3%
REVENUE OVER (UNDER) EXPENSE	1,485	10,735	9,250	622.9%
INVESTMENT IN NEW BUILDING	-	-	-	0.0%
ENDING FUND BALANCE	<u>1,998,282</u>	<u>2,010,502</u>	<u>12,220</u>	<u>0.6%</u>
FTE - Employee	2.00	2.00	-	0.0%


Bookstore (Fund 52) - 332

	2015	2016	2017	2018	2019	Difference	
	Actual	Actual	Actual	Budget	Budget	\$	%
Sources							
Tuition	\$ -	\$ -	\$ -	\$ -	\$ -	\$ -	0.0%
Tuition - Corporate Education	-	-	-	-	-	-	0.0%
Fees	-	-	-	-	-	-	0.0%
Sale of Goods/Services	2,508,962	2,191,512	2,521,227	2,550,520	2,625,000	74,480	2.9%
State Sources	-	-	-	-	-	-	0.0%
Federal Sources	-	-	-	-	-	-	0.0%
Pension Revenue (GASB 68)	1,759	-	-	-	-	-	0.0%
Other Sources	7,117	9,444	8,859	-	-	-	0.0%
Total Direct Sources:	\$ 2,517,838	\$ 2,200,956	\$ 2,530,085	\$ 2,550,520	\$ 2,625,000	\$ 74,480	2.9%
Contribution From/(To) Other PSVF Programs:	(7,726)	87,089	(226,278)	(1,485)	(10,735)	(9,250)	622.9%
Total Sources	\$ 2,510,113	\$ 2,288,045	\$ 2,303,807	\$ 2,549,035	\$ 2,614,265	\$ 65,230	2.6%
Expenditures							
Fulltime	\$ 90,533	\$ 92,514	\$ 96,915	\$ 96,021	\$ 97,953	\$ 1,932	2.0%
Overtime	1,173	1,042	3,029	-	-	-	0.0%
Hourly	-	39	139	-	-	-	0.0%
Extra Pay - Point System	-	-	-	-	-	-	0.0%
Early Retirement	-	-	-	-	-	-	0.0%
Fulltime Wages:	91,706	93,595	100,082	96,021	97,953	1,932	2.0%
Instructor Hourly	-	-	-	-	-	-	0.0%
Lump Sum	-	-	-	-	-	-	0.0%
Substitute	-	-	-	-	-	-	0.0%
Other Temporary	34,427	24,309	21,175	35,000	50,000	15,000	42.9%
Part time Wages	34,427	24,309	21,175	35,000	50,000	15,000	42.9%
Total Wages:	126,133	117,905	121,257	131,021	147,953	16,932	12.9%
SDRS	5,743	5,109	5,948	5,761	5,877	116	2.0%
Pension Contribution (GASB 68)	(6,342)	(6,452)	(578)	-	-	-	0.0%
Social Security	7,787	7,328	8,208	10,023	11,318	1,295	12.9%
Long-Term Disability	67	44	63	67	69	2	3.0%
Worker's Compensation	1,235	1,096	1,309	1,155	1,334	179	15.5%
Hospital/Medical Insurance	22,863	16,564	21,251	22,122	22,896	774	3.5%
Dental Insurance	1,657	1,016	1,242	1,267	921	(346)	-27.3%
Life Insurance	17	15	16	19	20	1	5.3%
Total Benefits:	33,027	24,720	37,460	40,414	42,435	2,021	5.0%
Total Personnel:	159,160	142,624	158,717	171,435	190,388	18,953	11.1%
Professional Services	-	-	-	-	-	-	0.0%
Property Services	-	-	-	-	-	-	0.0%
Transportation/Travel	-	2,310	2,761	-	-	-	0.0%
Communication	-	-	7,887	-	-	-	0.0%
Advertising	51	-	-	-	-	-	0.0%
Printing/Publishing	720	619	2,007	-	-	-	0.0%
Utilities	-	-	-	-	-	-	0.0%
Repair & Maintenance	-	-	-	-	-	-	0.0%
Total Purchased Services:	771	2,929	12,656	-	-	-	0.0%
Supplies	1,125,367	892,191	938,717	862,500	953,600	91,100	10.6%
Textbooks/Reference	1,133,908	1,131,642	1,091,073	1,425,000	1,375,000	(50,000)	-3.5%
Periodicals/Subscriptions	-	-	-	-	-	-	0.0%
Food	-	132	-	100	100	-	0.0%
Non-capitalized equipment	-	-	107	-	-	-	0.0%
Total Supplies:	2,259,275	2,023,965	2,029,897	2,287,600	2,328,700	41,100	1.8%
Building Improvements - Base	-	-	-	-	-	-	0.0%
Building Improvements - New	-	-	-	-	-	-	0.0%
Land Improvements	-	-	-	-	-	-	0.0%
Capital Equipment	-	-	-	-	-	-	0.0%
Total Capital:	-	-	-	-	-	-	0.0%
Dues & Fees	30,359	47,408	45,138	35,000	35,000	-	0.0%
Insurance	-	-	-	-	-	-	0.0%
Miscellaneous	43,848	57,057	37,222	40,000	40,000	-	0.0%
Total Other:	74,208	104,464	82,360	75,000	75,000	-	0.0%
Total Direct Program Expenditures:	\$ 2,493,414	\$ 2,273,982	\$ 2,283,630	\$ 2,534,035	\$ 2,594,088	\$ 60,053	2.4%
Adjustments to Program Expenditures							
Capital Equipment >\$5,000	-	-	-	-	-	-	0.0%
Capital Improvements >\$20,000	-	-	-	-	-	-	0.0%
Depreciation	16,699	14,063	20,177	15,000	20,177	5,177	34.5%
Program Preparation Allocations:							
Business Core	-	-	-	-	-	-	0.0%
General Education	-	-	-	-	-	-	0.0%
Health Core	-	-	-	-	-	-	0.0%
Overhead Allocations:							
Academic Administration	-	-	-	-	-	-	0.0%
Admissions/Recruitment	-	-	-	-	-	-	0.0%
Facilities/Operations	-	-	-	-	-	-	0.0%
Finance	-	-	-	-	-	-	0.0%
Information Technology/Help Desk	-	-	-	-	-	-	0.0%
Administration	-	-	-	-	-	-	0.0%
Student Success/Support	-	-	-	-	-	-	0.0%
Total Adjustments:	16,699	14,063	20,177	15,000	20,177	5,177	34.5%
Total Program Cost (as adjusted):	\$ 2,510,113	\$ 2,288,045	\$ 2,303,807	\$ 2,549,035	\$ 2,614,265	\$ 65,230	2.6%

Bookstore (Fund 52) - 332	2015	2016	2017	2018	2019	Difference	
	Actual	Actual	Actual	Budget	Budget	#	%
FTE Summary							
Administrator	-	-	-	-	-	-	0.0%
Clerical, Executive Assistant	1.00	1.00	1.00	1.00	1.00	-	0.0%
Custodian	-	-	-	-	-	-	0.0%
Custodial Manager	-	-	-	-	-	-	0.0%
Specialist	-	-	-	-	-	-	0.0%
Instructor	-	-	-	-	-	-	0.0%
Employment Contract	1.00	1.00	1.00	1.00	1.00	-	0.0%
Total FTE:	2.00	2.00	2.00	2.00	2.00	-	0.0%

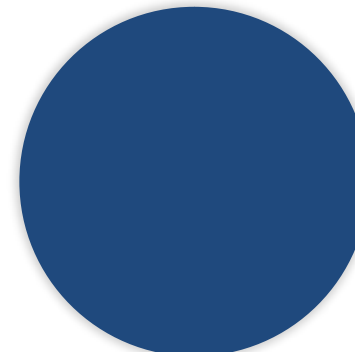
	2015 Actual	2016 Actual	2017 Actual	2018 Budget	2019 Budget
Direct Program Revenues / (Direct Program Expenditure - Capital + Depreciation)	100.31%	96.19%	109.82%	100.06%	100.41%
Direct Program Revenues / Total Program Cost	100.31%	96.19%	109.82%	100.06%	100.41%

% OF DIRECT PROGRAM EXPENSES COVERED BY PROGRAM REVENUES - FY19

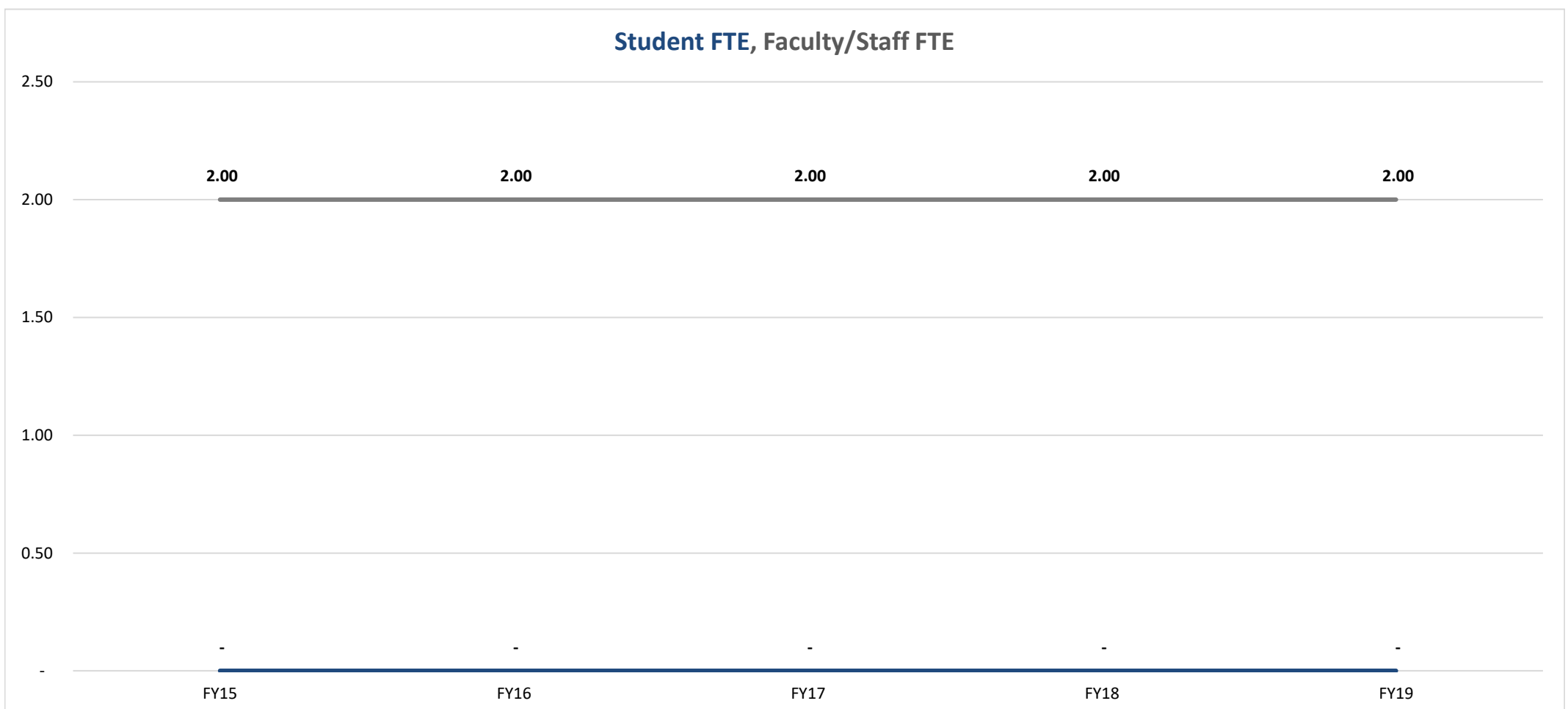


100%

% OF PROGRAM COSTS (INCLUDING OVERHEAD) COVERED BY PROGRAM REVENUES - FY19



100%



POST SECONDARY - FOOD SERVICE FUND

	FY18 BUDGET	FY19 BUDGET	INCREASE / (DECREASE)	% INCREASE / (DECREASE)
REVENUE:				
Tuition & Fees	-	-	-	0.0%
Other Local Rev	342,000	260,000	(82,000)	-24.0%
State	-	-	-	0.0%
Federal	-	-	-	0.0%
Transfers In	-	85,000	85,000	100.0%
TOTAL	\$ 342,000	\$ 345,000	\$ 3,000	0.9%
EXPENDITURES:				
Regular Salaries	88,453	46,790	(41,663)	-47.1%
Instructor - Hourly/Adjunct	-	-	-	0.0%
Hourly Pay	98,000	88,000	(10,000)	-10.2%
Early Retirement	-	-	-	0.0%
Retirement Benefits	19,571	10,311	(9,260)	-47.3%
Insurance Benefits	23,002	1,439	(21,563)	-93.7%
Professional Svcs	600	6,000	5,400	900.0%
Property Svcs & Insurance	-	-	-	0.0%
Transportation Svcs	-	-	-	0.0%
Communication Svcs	-	-	-	0.0%
Advertising	-	-	-	0.0%
Printing	-	-	-	0.0%
Utilities	-	-	-	0.0%
Repair & Maintenance	-	1,000	1,000	100.0%
Supplies & Materials	117,000	165,000	48,000	41.0%
Library Books	-	-	-	0.0%
Subscriptions	-	-	-	0.0%
Dues & Fees	3,000	1,500	(1,500)	-50.0%
Miscellaneous	1,000	-	(1,000)	-100.0%
Uncollectible Tuition/Fees	-	-	-	0.0%
Depreciation	27,800	21,645	(6,155)	-22.1%
Subtotal - Operating	\$ 378,426	\$ 341,685	\$ (36,741)	-9.7%
Building Improvements - Base	-	-	-	0.0%
Building Improvements - New	-	-	-	0.0%
Land Improvements	-	-	-	0.0%
Equipment	-	-	-	0.0%
Technology	-	-	-	0.0%
Subtotal - Capital	\$ -	\$ -	\$ -	0.0%
TOTAL	\$ 378,426	\$ 341,685	\$ (36,741)	-9.7%
BEGINNING RETAINED EARNINGS - BUDGET	-	(122,988)	(122,988)	100.0%
PRIOR YEAR BUDGET/ACTUAL VARIANCE	(86,562)	359,834	446,396	-515.7%
REVENUE OVER (UNDER) EXPENSE	(36,426)	3,315	39,741	-109.1%
INVESTMENT IN NEW BUILDING	-	-	-	0.0%
ENDING FUND BALANCE	<u>(122,988)</u>	<u>240,161</u>	<u>363,149</u>	<u>-295.3%</u>
FTE - Employee	2.00	1.00	(1.00)	-50.0%


Food Service (Fund 53) - 362

	2015	2016	2017	2018	2019	Difference	
	Actual	Actual	Actual	Budget	Budget	\$	%
Sources							
Tuition	\$ -	\$ -	\$ -	\$ -	\$ -	\$ -	0.0%
Tuition - Corporate Education	-	-	-	-	-	-	0.0%
Fees	-	-	-	-	-	-	0.0%
Sale of Goods/Services	-	-	151,517	342,000	260,000	(82,000)	-24.0%
State Sources	-	-	-	-	-	-	0.0%
Federal Sources	-	-	-	-	-	-	0.0%
Pension Revenue (GASB 68)	-	-	-	-	-	-	0.0%
Other Sources	-	-	-	-	85,000	85,000	100.0%
Total Direct Sources:	\$ -	\$ -	\$ 151,517	\$ 342,000	\$ 345,000	\$ 3,000	0.9%
Contribution From/(To) Other PSVF Programs:	-	-	(152,012)	36,426	(3,315)	(39,741)	-109.1%
Total Sources	\$ -	\$ -	\$ (495)	\$ 378,426	\$ 341,685	\$ (36,741)	-9.7%
Expenditures							
Fulltime	\$ -	\$ -	\$ 73,158	\$ 88,453	\$ 46,790	\$ (41,663)	-47.1%
Overtime	-	-	-	-	-	-	0.0%
Hourly	-	-	-	-	-	-	0.0%
Extra Pay - Point System	-	-	-	-	-	-	0.0%
Early Retirement	-	-	-	-	-	-	0.0%
Fulltime Wages:	-	-	73,158	88,453	46,790	(41,663)	-47.1%
Instructor Hourly	-	-	-	-	-	-	0.0%
Lump Sum	-	-	-	-	-	-	0.0%
Substitute	-	-	-	-	-	-	0.0%
Other Temporary	-	-	61,545	98,000	88,000	(10,000)	-10.2%
Part time Wages	-	-	61,545	98,000	88,000	(10,000)	-10.2%
Total Wages:	-	-	134,703	186,453	134,790	(51,663)	-27.7%
SDRS	-	-	4,256	5,307	-	(5,307)	-100.0%
Pension Contribution (GASB 68)	-	-	(5,109)	-	-	-	0.0%
Social Security	-	-	9,902	14,264	10,311	(3,953)	-27.7%
Long-Term Disability	-	-	39	53	19	(34)	-64.2%
Worker's Compensation	-	-	-	1,415	1,415	-	0.0%
Hospital/Medical Insurance	-	-	16,187	20,613	-	(20,613)	-100.0%
Dental Insurance	-	-	732	894	-	(894)	-100.0%
Life Insurance	-	-	14	27	5	(22)	-81.5%
Total Benefits:	-	-	26,020	42,573	11,750	(30,823)	-72.4%
Total Personnel:	-	-	160,723	229,026	146,540	(82,486)	-36.0%
Professional Services	-	-	4,090	600	6,000	5,400	900.0%
Property Services	-	-	379	-	-	-	0.0%
Transportation/Travel	-	-	-	-	-	-	0.0%
Communication	-	-	-	-	-	-	0.0%
Advertising	-	-	-	-	-	-	0.0%
Printing/Publishing	-	-	113	-	-	-	0.0%
Utilities	-	-	-	-	-	-	0.0%
Repair & Maintenance	-	-	444	-	1,000	1,000	100.0%
Total Purchased Services:	-	-	5,026	600	7,000	6,400	1066.7%
Supplies	-	-	119,189	115,000	165,000	50,000	43.5%
Textbooks/Reference	-	-	-	-	-	-	0.0%
Periodicals/Subscriptions	-	-	-	-	-	-	0.0%
Food	-	-	367	-	-	-	0.0%
Non-capitalized equipment	-	-	29,559	2,000	-	(2,000)	-100.0%
Total Supplies:	-	-	149,115	117,000	165,000	48,000	41.0%
Building Improvements - Base	-	-	-	-	-	-	0.0%
Building Improvements - New	-	-	-	-	-	-	0.0%
Land Improvements	-	-	-	-	-	-	0.0%
Capital Equipment	-	-	-	3,000	-	(3,000)	-100.0%
Total Capital:	-	-	-	3,000	-	(3,000)	-100.0%
Dues & Fees	-	-	271	3,000	1,500	(1,500)	-50.0%
Insurance	-	-	-	-	-	-	0.0%
Miscellaneous	-	-	(62,275)	1,000	-	(1,000)	-100.0%
Total Other:	-	-	(62,004)	4,000	1,500	(2,500)	-62.5%
Total Direct Program Expenditures:	\$ -	\$ -	\$ 252,860	\$ 353,626	\$ 320,040	\$ (33,586)	-9.5%
Adjustments to Program Expenditures							
Capital Equipment >\$5,000	-	-	(275,000)	(3,000)	-	3,000	-100.0%
Capital Improvements >\$20,000	-	-	-	-	-	-	0.0%
Depreciation	-	-	21,645	27,800	21,645	(6,155)	-22.1%
Program Preparation Allocations:							
Business Core	-	-	-	-	-	-	0.0%
General Education	-	-	-	-	-	-	0.0%
Health Core	-	-	-	-	-	-	0.0%
Overhead Allocations:							
Academic Administration	-	-	-	-	-	-	0.0%
Admissions/Recruitment	-	-	-	-	-	-	0.0%
Facilities/Operations	-	-	-	-	-	-	0.0%
Finance	-	-	-	-	-	-	0.0%
Information Technology/Help Desk	-	-	-	-	-	-	0.0%
Administration	-	-	-	-	-	-	0.0%
Student Success/Support	-	-	-	-	-	-	0.0%
Total Adjustments:	-	-	(253,355)	24,800	21,645	(3,155)	-12.7%
Total Program Cost (as adjusted):	\$ -	\$ -	\$ (495)	\$ 378,426	\$ 341,685	\$ (36,741)	-9.7%

Food Service (Fund 53) - 362	2015	2016	2017	2018	2019	Difference	
	Actual	Actual	Actual	Budget	Budget	#	%
FTE Summary							
Administrator	-	-	-	-	-	-	0.0%
Clerical, Executive Assistant	-	-	-	-	-	-	0.0%
Custodian	-	-	-	-	-	-	0.0%
Custodial Manager	-	-	-	-	-	-	0.0%
Specialist	-	-	-	-	-	-	0.0%
Instructor	-	-	-	-	-	-	0.0%
Employment Contract	-	-	2.00	2.00	1.00	(1.00)	-50.0%
Total FTE:	-	-	2.00	2.00	1.00	(1.00)	-50.0%

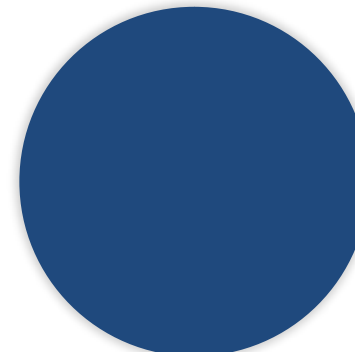
	2015 Actual	2016 Actual	2017 Actual	2018 Budget	2019 Budget
Direct Program Revenues / (Direct Program Expenditure - Capital + Depreciation)	#DIV/0!	#DIV/0!	-30581.63%	90.37%	100.97%
Direct Program Revenues / Total Program Cost	#DIV/0!	#DIV/0!	-30581.63%	90.37%	100.97%

% OF DIRECT PROGRAM EXPENSES COVERED BY PROGRAM REVENUES - FY19

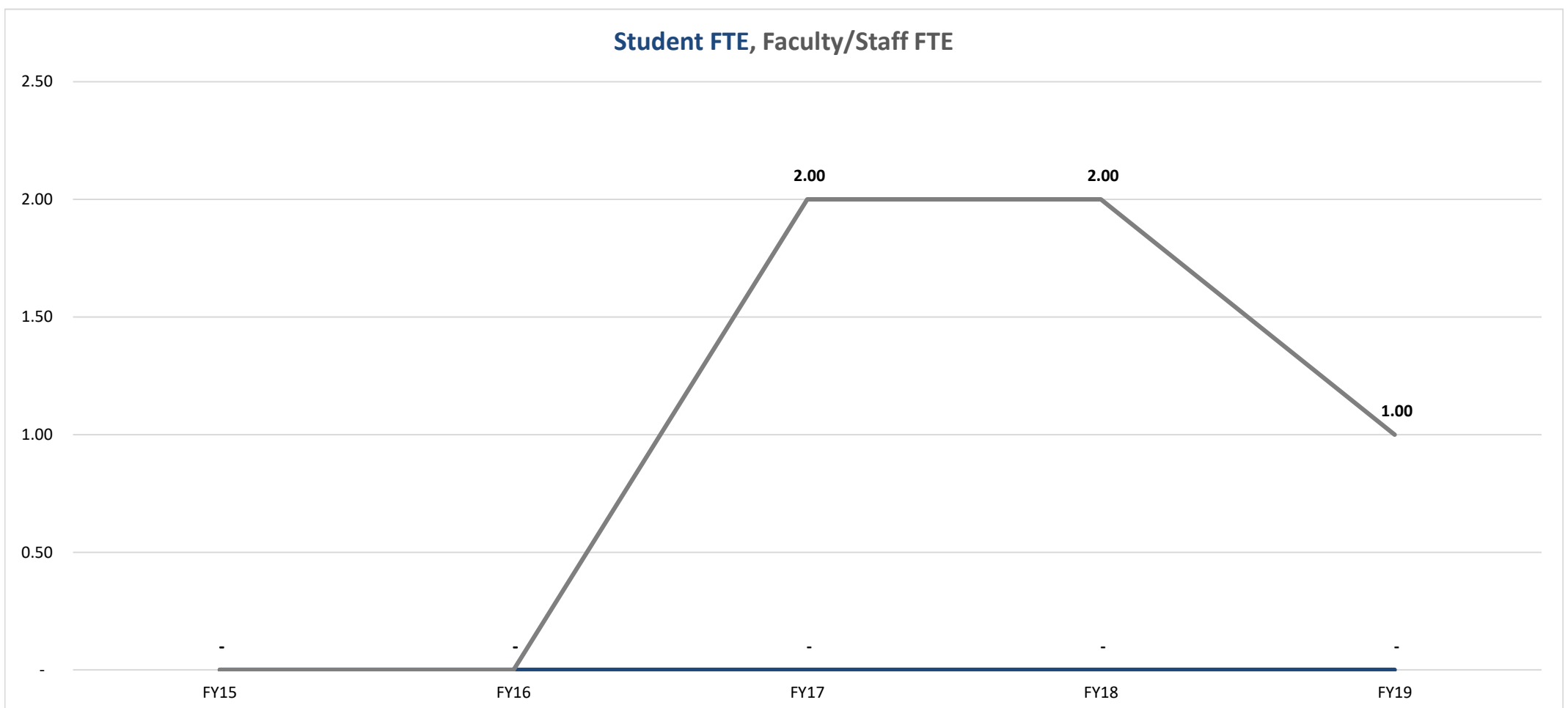


100%

% OF PROGRAM COSTS (INCLUDING OVERHEAD) COVERED BY PROGRAM REVENUES - FY19



100%



POST SECONDARY - CHILD CARE FUND

	FY18 BUDGET	FY19 BUDGET	INCREASE / (DECREASE)	% INCREASE / (DECREASE)
REVENUE:				
Tuition & Fees	-	-	-	0.0%
Other Local Rev	275,897	270,000	(5,897)	-2.1%
State	-	-	-	0.0%
Federal	-	-	-	0.0%
Transfers In	-	39,000	39,000	100.0%
TOTAL	\$ 275,897	\$ 309,000	\$ 33,103	12.0%
EXPENDITURES:				
Regular Salaries	172,460	175,929	3,469	2.0%
Instructor - Hourly/Adjunct	-	-	-	0.0%
Hourly Pay	10,889	31,000	20,111	184.7%
Early Retirement	-	-	-	0.0%
Retirement Benefits	24,374	26,386	2,012	8.3%
Insurance Benefits	59,758	67,360	7,602	12.7%
Professional Svcs	480	480	-	0.0%
Property Svcs & Insurance	-	-	-	0.0%
Transportation Svcs	-	-	-	0.0%
Communication Svcs	-	-	-	0.0%
Advertising	-	-	-	0.0%
Printing	-	-	-	0.0%
Utilities	-	-	-	0.0%
Repair & Maintenance	-	-	-	0.0%
Supplies & Materials	3,750	7,400	3,650	97.3%
Library Books	-	-	-	0.0%
Subscriptions	-	-	-	0.0%
Dues & Fees	-	500	500	100.0%
Miscellaneous	-	-	-	0.0%
Uncollectible Tuition/Fees	8,000	10,000	2,000	25.0%
Depreciation	700	500	(200)	-28.6%
Subtotal - Operating	\$ 280,411	\$ 319,555	\$ 39,144	14.0%
Building Improvements - Base	-	-	-	0.0%
Building Improvements - New	-	-	-	0.0%
Land Improvements	-	-	-	0.0%
Equipment	-	-	-	0.0%
Technology	-	-	-	0.0%
Subtotal - Capital	\$ -	\$ -	\$ -	0.0%
TOTAL	\$ 280,411	\$ 319,555	\$ 39,144	14.0%
BEGINNING RETAINED EARNINGS - BUDGET	59,249	14,361	(44,888)	-75.8%
PRIOR YEAR BUDGET/ACTUAL VARIANCE	(40,374)	(4,514)	35,860	-88.8%
REVENUE OVER (UNDER) EXPENSE	(4,514)	(10,555)	(6,041)	133.8%
INVESTMENT IN NEW BUILDING	-	-	-	0.0%
ENDING FUND BALANCE	14,361	(708)	(15,069)	-104.9%
FTE - Employee	6.00	6.00	-	0.0%

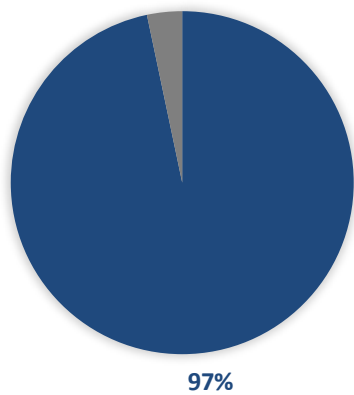
Scarborough Center (Fund 54) - 372

	2015	2016	2017	2018	2019	Difference	
	Actual	Actual	Actual	Budget	Budget	\$	%
Sources							
Tuition	\$ -	\$ -	\$ -	\$ -	\$ -	\$ -	0.0%
Tuition - Corporate Education	-	-	-	-	-	-	0.0%
Fees	-	-	-	-	-	-	0.0%
Sale of Goods/Services	205,192	264,253	266,846	275,897	270,000	(5,897)	-2.1%
State Sources	-	-	-	-	-	-	0.0%
Federal Sources	-	-	-	-	-	-	0.0%
Pension Revenue (GASB 68)	-	-	-	-	-	-	0.0%
Other Sources	21,461	172,000	7,067	-	39,000	39,000	100.0%
Total Direct Sources:	\$ 226,653	\$ 436,253	\$ 273,913	\$ 275,897	\$ 309,000	\$ 33,103	12.0%
Contribution From/(To) Other PSVF Programs:	49,570	(132,866)	44,887	4,514	10,555	6,041	133.8%
Total Sources	\$ 276,223	\$ 303,387	\$ 318,800	\$ 280,411	\$ 319,555	\$ 39,144	14.0%
Expenditures							
Fulltime	\$ 181,723	\$ 194,768	\$ 175,438	\$ 172,460	\$ 175,929	\$ 3,469	2.0%
Overtime	-	-	-	-	-	-	0.0%
Hourly	-	-	-	-	-	-	0.0%
Extra Pay - Point System	-	-	-	-	-	-	0.0%
Early Retirement	-	-	-	-	-	-	0.0%
Fulltime Wages:	181,723	194,768	175,438	172,460	175,929	3,469	2.0%
Instructor Hourly	-	-	-	-	-	-	0.0%
Lump Sum	-	-	-	-	-	-	0.0%
Substitute	-	-	-	-	-	-	0.0%
Other Temporary	5,722	20,060	28,460	10,889	31,000	20,111	184.7%
Part time Wages	5,722	20,060	28,460	10,889	31,000	20,111	184.7%
Total Wages:	187,445	214,827	203,897	183,349	206,929	23,580	12.9%
SDRS	11,538	11,915	10,645	10,348	10,556	208	2.0%
Pension Contribution (GASB 68)	(12,405)	(13,820)	952	-	-	-	0.0%
Social Security	12,286	13,280	12,588	14,026	15,830	1,804	12.9%
Long-Term Disability	90	82	69	69	88	19	27.5%
Worker's Compensation	4,873	4,384	5,237	3,882	5,251	1,369	35.3%
Hospital/Medical Insurance	50,815	53,619	47,947	52,287	57,919	5,632	10.8%
Dental Insurance	3,944	4,485	3,424	3,486	4,067	581	16.7%
Life Insurance	45	45	37	34	35	1	2.9%
Total Benefits:	71,187	73,990	80,898	84,132	93,746	9,614	11.4%
Total Personnel:	258,632	288,817	284,795	267,481	300,675	33,194	12.4%
Professional Services	837	633	795	480	480	-	0.0%
Property Services	-	-	-	-	-	-	0.0%
Transportation/Travel	294	693	-	-	-	-	0.0%
Communication	-	-	-	-	-	-	0.0%
Advertising	-	-	-	-	-	-	0.0%
Printing/Publishing	1,174	623	468	-	-	-	0.0%
Utilities	-	-	-	-	-	-	0.0%
Repair & Maintenance	-	-	-	-	-	-	0.0%
Total Purchased Services:	2,305	1,949	1,264	480	480	-	0.0%
Supplies	3,738	4,665	7,644	3,750	7,300	3,550	94.7%
Textbooks/Reference	-	-	-	-	-	-	0.0%
Periodicals/Subscriptions	-	-	-	-	-	-	0.0%
Food	613	494	79	-	100	100	100.0%
Non-capitalized equipment	3,399	-	-	-	-	-	0.0%
Total Supplies:	7,750	5,158	7,723	3,750	7,400	3,650	97.3%
Building Improvements - Base	-	-	-	-	-	-	0.0%
Building Improvements - New	-	-	-	-	-	-	0.0%
Land Improvements	-	-	-	-	-	-	0.0%
Capital Equipment	-	-	-	-	-	-	0.0%
Total Capital:	-	-	-	-	-	-	0.0%
Dues & Fees	-	-	28	-	500	500	100.0%
Insurance	-	-	-	-	-	-	0.0%
Miscellaneous	6,842	6,772	24,501	8,000	10,000	2,000	25.0%
Total Other:	6,842	6,772	24,529	8,000	10,500	2,500	31.3%
Total Direct Program Expenditures:	\$ 275,529	\$ 302,697	\$ 318,311	\$ 279,711	\$ 319,055	\$ 39,344	14.1%
Adjustments to Program Expenditures							
Capital Equipment >\$5,000	-	-	-	-	-	-	0.0%
Capital Improvements >\$20,000	-	-	-	-	-	-	0.0%
Depreciation	694	690	489	700	500	(200)	-28.6%
Program Preparation Allocations:							
Business Core	-	-	-	-	-	-	0.0%
General Education	-	-	-	-	-	-	0.0%
Health Core	-	-	-	-	-	-	0.0%
Overhead Allocations:							
Academic Administration	-	-	-	-	-	-	0.0%
Admissions/Recruitment	-	-	-	-	-	-	0.0%
Facilities/Operations	-	-	-	-	-	-	0.0%
Finance	-	-	-	-	-	-	0.0%
Information Technology/Help Desk	-	-	-	-	-	-	0.0%
Administration	-	-	-	-	-	-	0.0%
Student Success/Support	-	-	-	-	-	-	0.0%
Total Adjustments:	694	690	489	700	500	(200)	-28.6%
Total Program Cost (as adjusted):	\$ 276,223	\$ 303,387	\$ 318,800	\$ 280,411	\$ 319,555	\$ 39,144	14.0%

Scarbrough Center (Fund 54) - 372	2015	2016	2017	2018	2019	Difference	
	Actual	Actual	Actual	Budget	Budget	#	%
FTE Summary							
Administrator	-	-	-	-	-	-	0.0%
Clerical, Executive Assistant	-	-	-	-	-	-	0.0%
Custodian	-	-	-	-	-	-	0.0%
Custodial Manager	-	-	-	-	-	-	0.0%
Specialist	-	-	-	-	-	-	0.0%
Instructor	-	-	-	-	-	-	0.0%
Employment Contract	8.56	6.69	6.00	6.00	6.00	-	0.0%
Total FTE:	8.56	6.69	6.00	6.00	6.00	-	0.0%

	2015 Actual	2016 Actual	2017 Actual	2018 Budget	2019 Budget
Direct Program Revenues / (Direct Program Expenditure - Capital + Depreciation)	82.05%	143.79%	85.92%	98.39%	96.70%
Direct Program Revenues / Total Program Cost	82.05%	143.79%	85.92%	98.39%	96.70%

% OF DIRECT PROGRAM EXPENSES COVERED BY PROGRAM REVENUES - FY19



% OF PROGRAM COSTS (INCLUDING OVERHEAD) COVERED BY PROGRAM REVENUES - FY19

