

# Early Childhood Student Organization (EChO)

## *Week of the Young Child (WOYC) 2021*



Join the Early Childhood Students as we celebrate the national ***Week of the Young Child*** (WOYC). Young children need opportunities to **PLAY!** This means being able to freely choose, explore items in their environment and discover new ideas through adult encouragement. Children need to be in “YES” environments. Children deserve safe and nurturing settings to grow and develop.

Early Childhood Students are passionate about learning the different layers of child development, relationship building, guidance, curriculum planning and the overall quality standards of early education. Students take great pride in advocating that all children deserve at least one champion in their lives!


Our community needs to continue to make investments in the lives of little minds. **Did you know that 90% of the brain is developed by the age of 5?** Enough said!

As we celebrate young children and the professionals who care for children during the week of April 10-16th, we hope you will take a minute out of your day to thank someone in your life who made an impact, thank a professional who is caring for children but most of all, take time to make a difference in the life of a child!

Enjoy the attached WOYC Activity packet with your family, or share it with someone you know who has small children!



# Early Childhood Education @STC



National Association for the Education of Young Children









## April 10-16, 2021

Join us for five fun filled, themes days to celebrate our youngest learners!

The Week of the Young Child™ is an annual celebration hosted by NAEYC to spotlight early learning, young children, their teachers, families and communities.



☒ Check out all the activities on <https://www.naeyc.org/events/woyc>

MUSIC MONDAY	TASTY TUESDAY	WORK TOGETHER WEDNESDAY	ARTSY THURSDAY	FAMILY FRIDAY
<p>Listen to a variety of music today!</p> <p>Sing &amp; dance with your child!</p> <p>Paint / draw to different types of music!</p>  <p><b>Music develops:</b></p> <ul style="list-style-type: none"> <li>*listening skills</li> <li>*rhythm &amp; rhyme</li> <li>*patterning skills (math)</li> <li>*vocabulary</li> <li>*self-regulation</li> </ul>	<p>Cook with your child!</p> <p>Serve a new fruit or veggie!</p> <p>Read a recipe or book about healthy food!</p> <p><b>Cooking develops:</b></p> <ul style="list-style-type: none"> <li>*measurement skills</li> <li>*language</li> <li>*following directions</li> <li>*science knowledge</li> </ul> 	 <p>Complete a chore together—folding clothes!</p> <p>Make a gift with your child and give it to a neighbor!</p> <p>Build a tower taller than your child!</p> <p><b>Teamwork develops:</b></p> <ul style="list-style-type: none"> <li>*confidence</li> <li>*social skills</li> <li>*pridefulness</li> </ul>	<p>Paint with kitchen utensils!</p> <p>Point out “art” in the community!</p> <p>Cut up old rags and weave the fabric!</p> <p><b>PROCESS is KEY!</b></p>  <p><b>Art develops:</b></p> <ul style="list-style-type: none"> <li>*creativity</li> <li>*writing skills</li> <li>*vocabulary</li> <li>*color recognition</li> <li>*placement skills</li> </ul>	<p>Spend time in the great outdoors!</p> <p>Make a card for someone special!</p> <p>Have a carpet picnic in your living room!</p> <p><b>Family time develops:</b></p> <ul style="list-style-type: none"> <li>*values</li> <li>*social expectations</li> <li>*sense of belonging</li> </ul>  

# Music Monday





## Listen to Music and Skate

- \*Use paper plates as skates
- \*Provide a space & turn on music



## Make Homemade Instruments

- \*Use empty boxes, oatmeal or pringle containers as drums.
- \*Make a lid banjo
- \*Make a tissue box guitar





## Rainbow Water Xylophone

- \*Glass bottles
- \*Food coloring
- \*Straws (metal, plastic) and/or chop sticks


## Bell Shaker

- \*Wooden dowels or chop stick
- \*Pipe cleaner
- \*Beads
- \*Bells





## DIY Microphone

- \*Use a paper towel roll to create a singing microphone




## Ribbon Wands

- \*Use a stick, dowel, paper plate, shower curtain ring etc,
- \*Ribbons, material



## BABY MUSIC BIN

BUSY TODDLER




# Music Monday



Follow this link to listen to the song “Play is the Way!”  
written and performed by Brittany Moore, Early Childhood

[https://southeasttech-my.sharepoint.com/:p:/g/person/loretta\\_leloux\\_southeasttech\\_edu/ES-2vVRzlpBKmiI7TPRgGXmEB8iignus67yk4DLHNyv1q2w?](https://southeasttech-my.sharepoint.com/:p:/g/person/loretta_leloux_southeasttech_edu/ES-2vVRzlpBKmiI7TPRgGXmEB8iignus67yk4DLHNyv1q2w?)



Brittany Moore, Early Childhood Student @ Southeast Technical College

Play is the Way!




# Tasty Tuesday



Cooking with children teaches so many life-long skills! Keep it simple—even Toddlers like to stir the mixture!



## Rainbow Cereal Necklaces




## Make a party mix for a bedtime snack!



## Make pancake muffins!



## Make Ice Cream in a Bag





## Make a fruit smoothie!



## Cookie Cutter Sandwich



## Food Art—Get your child to eat their veggies!



## Make Protein Balls or Cookies



## Make Fruit Tacos

Fruit of Choice  
Tortillas  
Fruit Dip (8 oz cream cheese & 7 oz of marshmallow fluff—mix)

Spread fruit dip on the tortilla and then cover it with sliced up fruit of your choice. Roll it up and Eat!



# Work Together Wednesday

Building cooperation skills in young children takes time and energy. Here are some simple activities that you can “work together” to accomplish a fun task.


Create a Large Group Maze

Bouncing Balls in Boxes

Parachute Play

Large Group Mural

Circle Songs & Games



- ◇ Let your child help out around the house by setting the table, putting stray items inside a basket, or wiping surfaces with a spray bottle filled with soapy water.
- ◇ Complete a puzzle together.
- ◇ Make cookies with your child for your neighbors/family.
- ◇ Create “May Day” baskets for your neighbors.



## Create your own Family Olympics





# Artsy Thursday

## Homemade Finger Paint

- 1/3 cup Flour
- 2 tbsp Sugar
- 2 cups Water
- Food coloring
- Small Containers

*"Easy Homemade Finger Paints" Wallace, Katie*



## Scrappy Fabric Rag Garland

*Simple Creative Home*



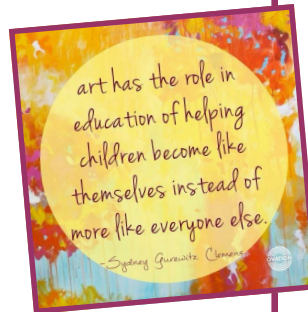
- ⇒ Try to draw a face with your eyes closed and be prepared to laugh when you open them!
- ⇒ *Unsure what to draw?* Make several random dots on a piece of paper and connect the dots. Rotate the paper around a few times, using your imagination to see what the shape reminds you of, then color in your creation.
- ⇒ Brighten up the sidewalk with beautiful chalk drawings (pass out several pieces bundled together)

## Process Art...

- is child directed
  - celebrates the experience of discovery
- has unique outcomes with no two pieces looking alike


## Product Art...

- is adult driven
- offers the child clear steps that have to be followed
- has a specific outcome in mind
- expects the final product to look like a sample
- has expectations around a right and wrong way to do it




**Early Childhood is about the **PROCESS** of exploring & discovering through their own ideas and materials.**

***For ideas on process art, check out this link***



# Family Friday

- Look at family photo albums together!
- Drape a sheet over a table to make a quick and easy fort. Add pillows or stuffed animals to make it cozy!
- Play hide and seek around the house. Add flashlights for fun!
- Turn off the lights and have a glowstick dance party!
- Make homemade playdough!
- Host a lemonade stand and give the \$\$ to a local charity.
- Write a fun family “book” highlighting a family activity / event.
- Board Games / Card Games
- Locate a large appliance box and create anything (*bus, train, airplane, home, vet’s clinic, green house*).



## Indoor Scavenger Hunts

- Indoor Alphabet Hunt
- Shape Search
- Five Sense Hunt



*Celebrate the uniqueness of your family! Children love to hear stories!*



## Make Family Mega Blocks

Create fun family blocks by placing family member’s pictures on blocks of all sorts. In addition, find other fun family ideas on this website!

